



California JPIA
El Capitan Room
8081 Moody Street
La Palma, California 90623

AGENDA

EXECUTIVE COMMITTEE OF THE BOARD OF DIRECTORS

REGULAR MEETING

July 23, 2025

4:00 P.M.

CALL TO ORDER

President Margaret Finlay

PLEDGE OF ALLEGIANCE

President Margaret Finlay

ROLL CALL

Steve Croft
Jennifer Perez
Sonny Santa Ines
Cynthia Sternquist
Steve Tye
Mark Waronek
Secretary, Tom Chavez
Vice President, Mary Ann Reiss
President, Margaret Finlay

ORAL COMMUNICATIONS

Any persons present desiring to address the Executive Committee on any proper matter may do so at this time.

CONSENT CALENDAR

All items under Consent Calendar may be enacted by one motion. Any item may be removed from the Consent Calendar and acted upon separately by the Executive Committee.

1. APPROVAL

Minutes of June 25, 2025 Regular Meeting

2. RECEIVE AND FILE

Treasurer's Monthly Compliance Report for June 2025

3. RESOLUTION 25-1

Publicly Available Salary and Pay Schedule

**A RESOLUTION OF THE EXECUTIVE COMMITTEE OF
THE CALIFORNIA JOINT POWERS INSURANCE
AUTHORITY, STATE OF CALIFORNIA, APPROVING**

AND ADOPTING A PUBLICLY AVAILABLE SALARY
AND PAY SCHEDULE AS REQUIRED BY THE
CALIFORNIA PUBLIC EMPLOYEES' RETIREMENT
SYSTEM

REPORTS AND RECOMMENDATIONS

4. RESOLUTION
NO. 2025-07 WR

Warrant Register

A RESOLUTION OF THE EXECUTIVE COMMITTEE OF
THE BOARD OF DIRECTORS OF THE CALIFORNIA
JOINT POWERS INSURANCE AUTHORITY ALLOWING
CERTAIN CLAIMS AND DEMANDS IN THE TOTAL OF
\$12,465,747.78.

ADJOURNMENT

To a meeting on August 27, 2025, at 5:30 p.m., in the El
Capitan Room of the California JPIA, 8081 Moody Street, La
Palma, CA 90623.

In compliance with Americans with Disabilities Act, if you need special assistance to participate in this meeting, please contact the Agency Clerk at (562) 467-8736. Notification 48 hours before meeting will enable the Authority to make reasonable arrangements to ensure accessibility. (28 CFR 35.102.35.104 ADA Title II)

Dated: July 17, 2025
Posted: July 17, 2025

s/Veronica Ruiz
Veronica Ruiz, CMC
Agency Clerk

AFFIDAVIT OF POSTING

I, Veronica Ruiz, declare as follows: That I am the duly designated Agency Clerk for the California Joint Powers Insurance Authority, and that I caused to be posted the foregoing agenda in accordance with the Brown Act. Dated this 17th day of July, 2025.

By: Veronica Ruiz, CMC, Agency Clerk

CALIFORNIA JPIA

MINUTES

EXECUTIVE COMMITTEE OF THE BOARD OF DIRECTORS

REGULAR MEETING

June 25, 2025

5:30 P.M.

CALL TO ORDER

President Finlay called the regular meeting of the Executive Committee of the California JPIA to order at 5:30 p.m. in the El Capitan Room at the California JPIA, 8081 Moody Street, La Palma, CA 90623.

ROLL CALL

A quorum was established by roll call.

PRESENT:

Steve Croft
Jennifer Perez
Sonny Santa Ines
Cynthia Sternquist
Steve Tye
Mark Waronek (*Teleconference*)
Secretary, Tom Chavez
Vice President, Mary Ann Reiss
President, Margaret Finlay

EX OFFICIO:

Thaddeus McCormack, Managers Committee
Chairman
Jose Gomez, Finance Officers Committee
Chairman

ABSENT:

Brad McKinney, Risk Managers Committee
Chairman

ATTENDEES:

Alex Swedlow, California Workers' Compensation
Institute
Maria Nunez, San Marcos (*Teleconference*)
Michael Leiberman, San Marcos (*Teleconference*)

STAFF:

Alex Smith, Chief Executive Officer
Grazyna Buchowiecki, Senior Accountant

Lyndsie Buskirk, Administrative Analyst
(*Teleconference*)
Melaina Francis, Senior Risk Manager
(*Teleconference*)
Maria Galvan, Senior Risk Manager
Chris Gray, Insurance Programs Manager
Kevin Hanson, Training Specialist (*Teleconference*)
Alex Mellor, Risk Services Director
Courtney Morrison, Management Analyst
(*Teleconference*)
Jessica Ramos, Administrative Assistant
Ben Rodriguez, Technology Projects Manager
Veronica Ruiz, Agency Clerk
Jeff Rush, Workers' Compensation Program
Manager (*Teleconference*)
Nikki Salas, Chief Administrative Officer
Jennifer Torres, Administrative Analyst
Kelly Trainer Policky, Employment Practices
Manager
Chris Yanonis, Facilities Specialist
Paul Zeglovitch, Claims and Insurance Director

**ORAL
COMMUNICATIONS**

The Executive Committee recognized Grazyna Buchowiecki, Senior Accountant, on her retirement from the Authority.

CONSENT CALENDAR

President Finlay presented the items appearing on the Consent Calendar.

Director Croft moved that the Consent Calendar Items be approved, received, and filed in one action. The motion was seconded by Director Tye. The motion carried unanimously by roll call vote.

The Consent Calendar included:

- Minutes of May 21, 2025 Regular Meeting
- Treasurer's Monthly Compliance Report for May 2025
- Annotated Agenda from 2025 Executive Committee Workshop

**RECEIVE AND FILE
California Workers'
Compensation Institute
Presentation**

President Finlay presented the California Workers' Compensation Institute Presentation item.

Alex Swedlow, President, California Workers' Compensation Institute, presented the Historical and Current Events in the California Workers' Compensation System.

No action was taken.

APPROVAL2025-26 Memorandum of
Coverage – Liability Program

President Finlay presented the 2025-26 Memorandum of Coverage – Liability Program item.

Paul Zeglovitch, Claims and Insurance Director, reported that staff discussed revisions with the Authority's General Counsel, Byrne Conley and have agreed to the following changes:

- Pages 6-16: Definitions

Added definitions for the terms Annual Aggregate Deductible, Earth Movement, Endorsement, Member Retained Limit, Protection Limit and Sublimit. Some of these terms had been previously used, but did not necessitate definition, while others are new to the document and are significant enough that they required definition.

- Page 20: Exclusion "P"

We have amended this exclusion to clarify that the approval or disapproval of land use regulations is both discretionary and non-discretionary. We have also clarified that the approval or disapproval of ordinances includes any licensing issues and also includes massage parlors.

- Endorsement #2

After considerable consultation with the Managers Committee and the Executive Committee, we have adopted a Sublimit on coverage for Earth Movement related claims. This necessitated creating a new endorsement to the Primary Liability portion of the MOC. The Endorsement sets forth limits of \$10M, per member, per coverage period and a pool wide limit of \$30M per coverage period, to be shared by all members, if necessary. These limits are regardless of the number of claims filed. Endorsement #2 was previously utilized to list the Excess Liability Program members and their corresponding Member Retained Limits. We have moved that information to the newly formed Endorsement #3.

Endorsement #3 was amended to reflect that Pacific Grove and San Luis Obispo have increased their Member Retained Limits from \$150,000 to \$200,000 and \$500,000 to \$1,000,000, respectively.

Alex Smith, Chief Executive Officer, stated that the Coverage Committee met prior to the Executive Committee and approved of the recommendation.

Director Santa Ines moved to approve the changes to the 2025-26 Memorandum of Coverage – Liability Program as recommended by the Coverage Committee. The motion was seconded by Director Chavez. The motion carried unanimously by roll call vote.

APPROVAL

2025-26 Memorandum of
Coverage – Workers’
Compensation Program

President Finlay presented the 2025-26 Memorandum of Coverage – Workers’ Compensation Program item.

Jeff Rush, Workers’ Compensation Program Manager, stated that the only substantive change proposed was to extend coverage for interns who are utilized by members. Volunteers are already covered under the existing memorandum.

Alex Smith, Chief Executive Officer, stated that the Coverage Committee met prior to the Executive Committee and approved of the recommendation.

Director Croft moved to approve the changes to the 2025-26 Memorandum of Coverage – Workers’ Compensation Program as recommended by the Coverage Committee. The motion was seconded by Director Santa Ines. The motion carried unanimously by roll call vote.

APPROVAL

2025-26 Memorandum of
Coverage – Property Program

President Finlay presented the 2025-26 Memorandum of Coverage – Property Program item.

Chris Gray, Insurance Programs Manager, reported the following coverage enhancements for the property program:

- Increase of Earthquake/Flood coverage from \$200M to \$225M
- Increase of All Risk coverage from \$500M to \$750M
- Increase of Terrorism coverage from \$100M to \$150M

Gray stated that the changes coincided with an increased member deductible from \$10,000 to \$15,000, which resulted in a premium credit for the Authority’s property program.

Alex Smith, Chief Executive Officer, stated that the Coverage Committee met prior to the Executive Committee and approved of the recommendation.

Director Chavez moved to approve the changes to the 2025-26 Memorandum of Coverage – Property Program as recommended by the Coverage Committee. The motion was seconded by Director Waronek. The motion carried unanimously by roll call vote.

APPROVAL

Budget Revisions

President Finlay presented the Budget Revisions item.

Alex Smith, Chief Executive Officer, presented the proposed revisions to the 2024-25 and 2025-26 budgets.

Director Santa Ines moved to approve the proposed revisions to the 2024-25 and 2025-26 budgets. The motion was seconded by Director Waronek. The motion carried unanimously by roll call vote.

**RESOLUTION
NO. 2025-06 WR**
Warrant Register

President Finlay read, by title only, Resolution No. 2025-06 WR,

A RESOLUTION OF THE EXECUTIVE COMMITTEE OF THE BOARD OF DIRECTORS OF THE CALIFORNIA JOINT POWERS INSURANCE AUTHORITY ALLOWING CERTAIN CLAIMS AND DEMANDS IN THE TOTAL OF \$7,360,930.97.

Director Chavez moved to waive further reading and adopt Resolution 2025-06 WR. The motion was seconded by Director Perez. The motion carried unanimously by roll call vote.

RECESS

At 6:56 p.m., President Finlay recessed the Executive Committee meeting.

RECONVENE

At 7:39 p.m., President Finlay reconvened the Executive Committee.

CONSIDERATION
Recommendations from the
Personnel Committee

President Finlay shared the recommendations of the Personnel Committee.

Director Chavez moved to approve the recommendations of the Personnel Committee pertaining to Salary and Benefit Adjustments for the Authority's employees as follows:

- 3% COLA and a \$20 increase per Pay Period match to 457 Deferred Compensation Plan effective July 1, 2025.

The motion was seconded by Director Santa Ines. The motion carried unanimously by roll call vote.

ADJOURNMENT

President Finlay adjourned the meeting at 7:41 p.m. to the next regular meeting on July 23, 2025, at 4:00 p.m., in the El Capitan Room of the California JPIA, 8081 Moody Street, La Palma, CA 90623.

Tom Chavez, Secretary

CALIFORNIA JPIA

AGENDA REPORT

To: EXECUTIVE COMMITTEE

From: Alexander Smith, Chief Executive Officer

By: Jason McBride, Finance Director

Date: July 23, 2025

Subject: Treasurer's Monthly Compliance Report

Attached is the Treasurer's Monthly Compliance Report for June 2025

Directly held investments, as of June 30, 2025, totaled \$338.9 million. Cash held in LAIF was \$23,364 and the money market account balance was \$54,949. Cash held in the Los Angeles County Pooled Investment Fund was \$111,351. Cash held in CAMP was \$4.5 million. Altogether, cash and investments totaled \$343.6 million at the end of the month.

The annualized yield to maturity at cost earned by direct investments was 3.51%. Accrual basis earnings were \$862,975. The quarter-to-date yield reported by LAIF was 4.27%, and the money market account yield was 4.22%. The Los Angeles County Pooled Investment Fund yielded 3.60% and CAMP yielded 4.40%.

Recommended Action

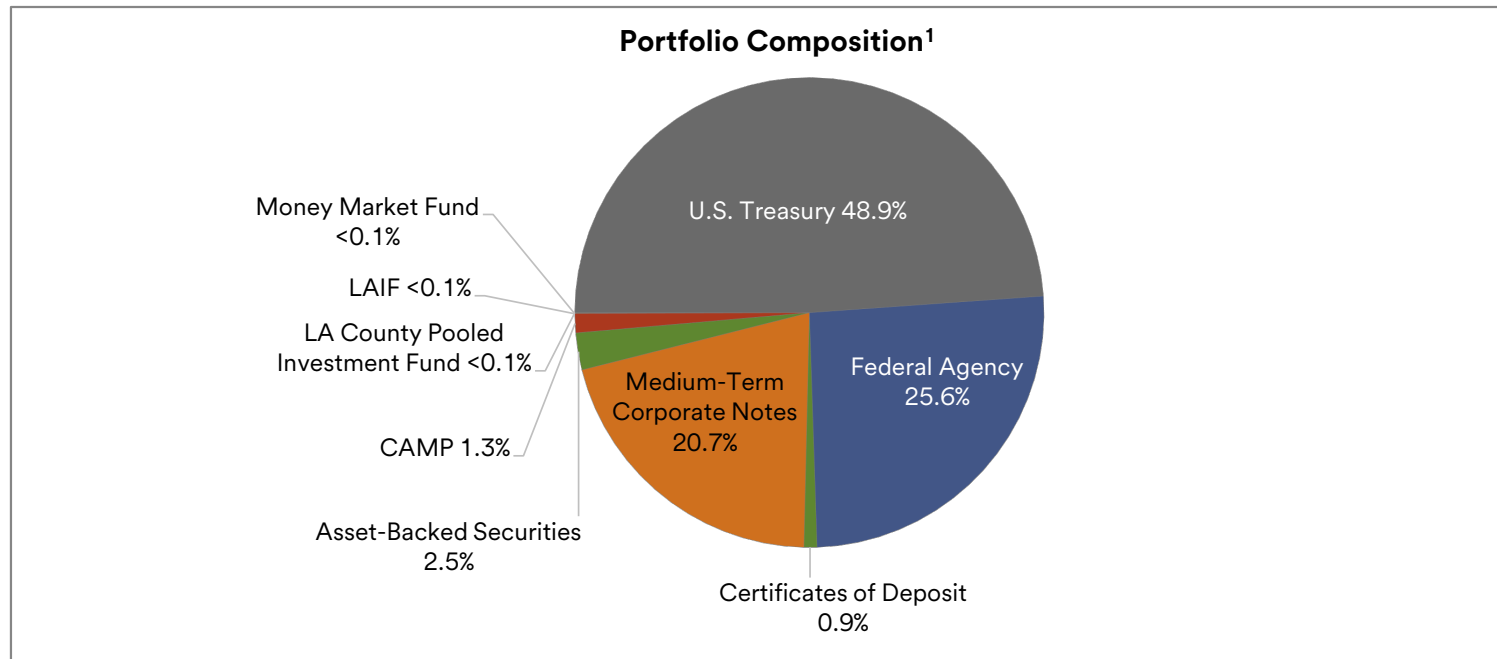
Receive and file.

Security Type	Par Value	Original Cost	Amortized Cost	Market Value	Longest Maturity	Maximum Allowable Maturity	YTM at Cost
U.S. Treasury	\$169,520,000.00	\$167,456,883.23	\$168,589,821.54	\$166,856,104.94	9.88 Years	10 Years	2.77%
Federal Agency	\$87,380,872.20	\$86,749,376.80	\$87,066,672.60	\$87,409,528.87	7.20 Years	10 Years	4.11%
Certificates of Deposit	\$3,000,000.00	\$3,000,000.00	\$3,000,000.00	\$3,041,688.00	1.05 Years	5 Years	5.08%
Medium-Term Corporate Notes	\$70,359,000.00	\$70,113,207.01	\$70,128,974.27	\$70,689,770.09	4.89 Years	5 Years	4.30%
Asset-Backed Securities	\$8,620,000.00	\$8,618,946.03	\$8,619,210.22	\$8,692,353.94	4.80 Years	5 Years	4.80%
Total Securities	\$338,879,872.20	\$335,938,413.07	\$337,404,678.63	\$336,689,445.84			3.51%
Accrued Interest			\$2,189,646.96	\$2,189,646.96			
Total Portfolio	\$338,879,872.20	\$335,938,413.07	\$339,594,325.59	\$338,879,092.80			
CAMP-Pool	\$4,516,423.16	\$4,516,423.16	\$4,516,423.16	\$4,516,423.16	1 Day		4.40%
LAIF	\$23,364.30	\$23,364.30	\$23,364.30	\$23,364.30	1 Day		4.27%
Money Market Fund	\$54,948.62	\$54,948.62	\$54,948.62	\$54,948.62	1 Day		4.22%
LA County Pooled Investment Fund	\$111,350.80	\$111,350.80	\$111,350.80	\$111,350.80	1 Day		3.60%
Total Liquidity	\$4,706,086.88	\$4,706,086.88	\$4,706,086.88	\$4,706,086.88			4.38%
Total Investments	\$343,585,959.08	\$340,644,499.95	\$344,300,412.47	\$343,585,179.68			3.52%

1. I hereby certify that all investments are in compliance with the investment policy adopted by the Executive Committee as of May 2024.
2. The California JPIA investment portfolio is managed by PFM Asset Management, a division of U.S. Bancorp Asset Management, Inc.
3. PFMAM's market prices are derived from closing bidprices as of the last business day of the month as supplied by Refinitiv or Bloomberg Finance LP. Where prices are not available from generally recognized sources the securities are priced using a yield-based matrix system to arrive at an estimated market value. Prices that fall between data points are interpolated.
4. In accordance with Generally Accepted Accounting Principles (GAAP), month-end holdings and information are reported on a trade date basis. Securities listed in bold type on the Security Transactions & Interest page have been traded, but have not yet settled.
5. All ratings are as of month end.
6. The Authority has the ability to meet its budgeted expenditures for the next six months.
7. Excludes \$1,406,291.89 of funds deposited with the Authority by the Central Coast Cities for payments on worker's compensation tail claims.
8. The yield for CAMP is the 7-day yield as of June 30, 2025.
9. The yield for LAIF is the quarter to date yield as of June 30, 2025.
10. The yield for the LA County Pooled Investment Fund is the earnings rate for May. The County reports earnings with a one month lag.
11. Compliance with the investment policy is measured at the time of purchase.
12. Any information or data displayed herein has been formatted for use as directed by the Authority. This report should not be used for compliance assurance reasons. Any claims of compliance are that of the Authority.

For Institutional Investor or Professional Investor
Use Only - This material is not for inspection by,
distribution to, or quotation to the general public.

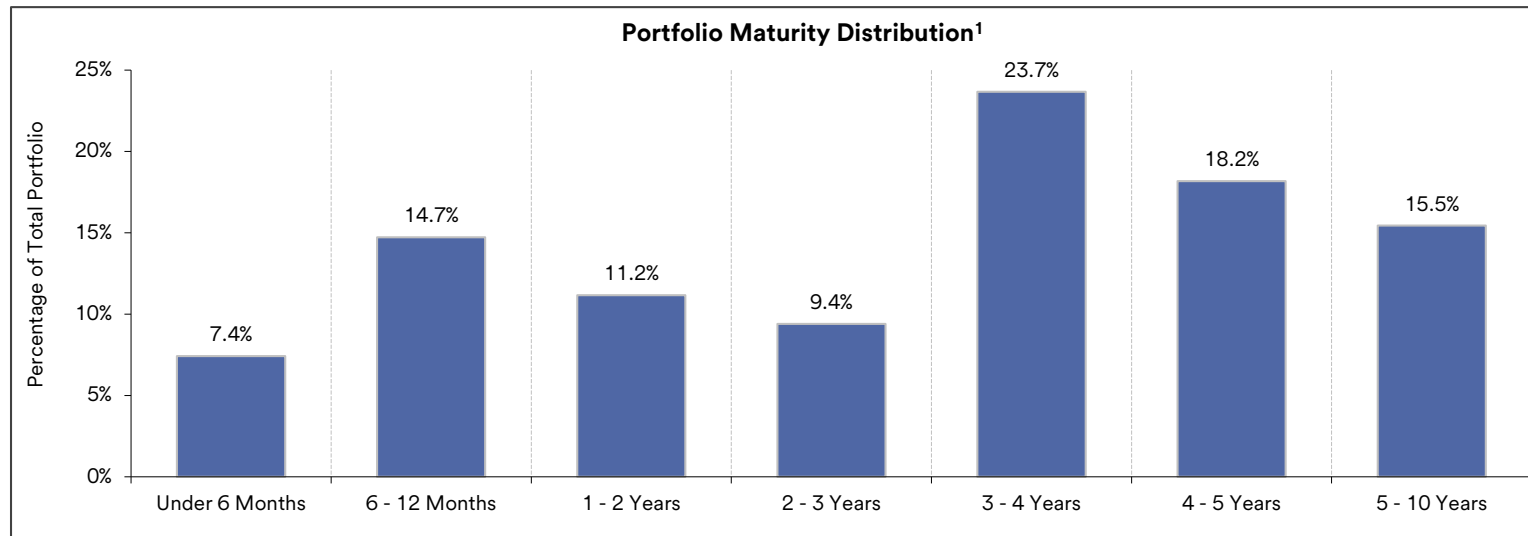
<u>Security Type</u>	<u>Market Value (\$)</u>	<u>% of Portfolio¹</u>	<u>Permitted by Policy (% or \$)</u>	<u>In Compliance</u>
U.S. Treasury	\$166,856,104.94	48.9%	100%	Yes
Federal Agency	\$87,409,528.87	25.6%	100%	Yes
Certificates of Deposit	\$3,041,688.00	0.9%	30%	Yes
Medium-Term Corporate Notes	\$70,689,770.09	20.7%	30%	Yes
Asset-Backed Securities	\$8,692,353.94	2.5%	20%	Yes
CAMP	\$4,516,423.16	1.3%	100%	Yes
LAIF	\$23,364.30	<0.1%	\$75,000,000	Yes
Money Market Fund	\$54,948.62	<0.1%	20%	Yes
LA County Pooled Investment Fund	\$111,350.80	<0.1%	\$30,000,000	Yes
Subtotal Investments	\$341,395,532.72	100.0%		
Accrued Interest	\$2,189,646.96			
Total Investments	\$343,585,179.68			



Percentages may not sum to 100% due to rounding.

Maturity Distribution¹	June 30, 2025
Under 6 Months	\$25,507,530.31
6 - 12 Months	\$50,568,075.71
1 - 2 Years	\$38,335,006.08
2 - 3 Years	\$32,309,046.36
3 - 4 Years	\$81,311,717.23
4 - 5 Years	\$62,463,669.31
5 - 10 Years	\$53,090,134.68
Totals	\$343,585,179.68

Portfolio Duration²	
Effective ³	2.87



- Notes:
1. 18.9% of the portfolio is invested in currently callable securities. The callable securities are included in the maturity distribution to their stated maturity date, although they may be called prior to maturity.
 2. Duration calculations exclude balances in CAMP, LAIF and the money market fund.
 3. Effective duration is the change in price for a 1% change in yield, while also taking into account the likelihood of options such as calls and paydowns for mortgage-backed securities being exercised.
 4. Percentages may not add up to 100% due to rounding.

For Institutional Investor or Professional Investor
Use Only - This material is not for inspection by, distribution to, or
quotation to the general public.

Managed Account Summary Statement

For the Month Ending **June 30, 2025**

CALIFORNIA JOINT POWERS INSURANCE AUTH

Transaction Summary - Managed Account

Opening Market Value	\$333,611,720.74
Maturities/Calls	(25,027.73)
Principal Dispositions	(17,100,496.26)
Principal Acquisitions	18,151,637.75
Unsettled Trades	0.00
Change in Current Value	2,051,611.34
Closing Market Value	\$336,689,445.84

Cash Transactions Summary - Managed Account

Maturities/Calls	0.00
Sale Proceeds	17,134,427.75
Coupon/Interest/Dividend Income	560,332.02
Principal Payments	25,027.73
Security Purchases	(18,248,922.90)
Net Cash Contribution	(40.96)
Reconciling Transactions	0.00

Earnings Reconciliation (Cash Basis) - Managed Account

Interest/Dividends/Coupons Received	594,263.51
Less Purchased Interest Related to Interest/Coupons	(97,285.15)
Plus Net Realized Gains/Losses	25,888.70
Total Cash Basis Earnings	\$522,867.06

Cash Balance

Closing Cash Balance **\$54,948.62**

Earnings Reconciliation (Accrual Basis)

	Total
Ending Amortized Value of Securities	337,404,678.63
Ending Accrued Interest	2,189,646.96
Plus Proceeds from Sales	17,134,427.75
Plus Proceeds of Maturities/Calls/Principal Payments	25,027.73
Plus Coupons/Dividends Received	560,332.02
Less Cost of New Purchases	(18,248,922.90)
Less Beginning Amortized Value of Securities	(336,416,549.10)
Less Beginning Accrued Interest	(1,785,666.00)
Total Accrual Basis Earnings	\$862,975.09

Portfolio Summary and Statistics

For the Month Ending **June 30, 2025**

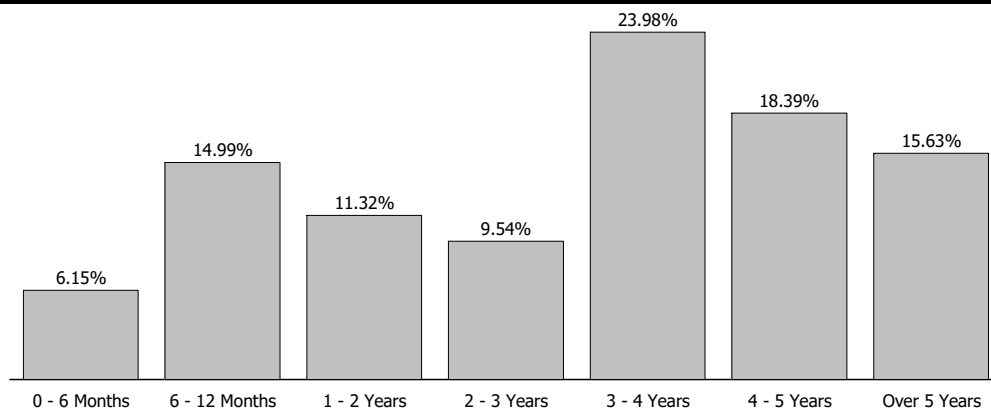
CALIFORNIA JOINT POWERS INSURANCE AUTH

Account Summary

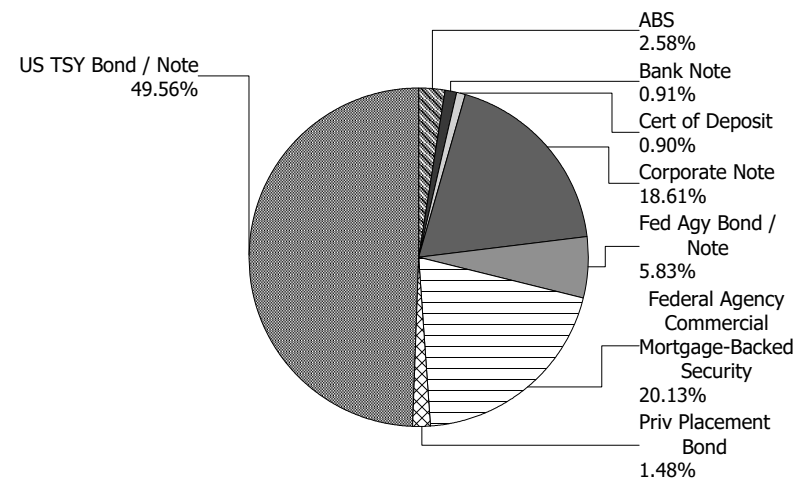
Description	Par Value	Market Value	Percent
U.S. Treasury Bond / Note	169,520,000.00	166,856,104.94	49.56
Federal Agency Commercial Mortgage-Backed Security	66,790,872.20	67,783,068.35	20.13
Federal Agency Bond / Note	20,590,000.00	19,626,460.52	5.83
Corporate Note	67,359,000.00	67,627,463.09	20.09
Certificate of Deposit	3,000,000.00	3,041,688.00	0.90
Bank Note	3,000,000.00	3,062,307.00	0.91
Asset-Backed Security	8,620,000.00	8,692,353.94	2.58
Managed Account Sub-Total	338,879,872.20	336,689,445.84	100.00%
Accrued Interest		2,189,646.96	
Total Portfolio	338,879,872.20	338,879,092.80	

Unsettled Trades **0.00** **0.00**

Maturity Distribution



Sector Allocation



Characteristics

Yield to Maturity at Cost	3.51%
Yield to Maturity at Market	4.10%
Weighted Average Days to Maturity	1210

Managed Account Issuer Summary

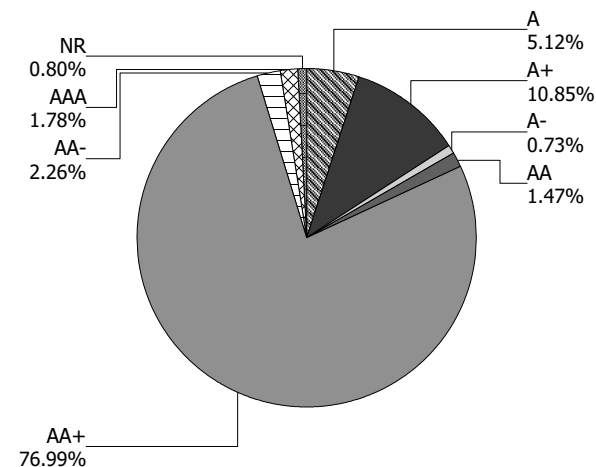
For the Month Ending **June 30, 2025**

CALIFORNIA JOINT POWERS INSURANCE AUTH

Issuer Summary

Issuer	Market Value of Holdings	Percent
Adobe Inc	2,440,230.66	0.72
AstraZeneca PLC	2,505,144.60	0.74
BA Credit Card Trust	1,116,599.19	0.33
Bank of America Corp	4,583,266.01	1.36
Bank of New York Mellon Corp	4,799,860.80	1.43
BlackRock Inc	296,110.01	0.09
Bristol-Myers Squibb Co	2,362,164.59	0.70
Citigroup Inc	5,360,698.56	1.59
Cooperatieve Rabobank UA	3,041,688.00	0.90
Deere & Co	2,268,868.80	0.67
Depository Trust & Clearing Corp	4,981,962.30	1.48
Eli Lilly & Co	2,408,628.01	0.72
Federal Farm Credit Banks Funding Corp	1,882,898.10	0.56
Federal Home Loan Banks	5,007,221.18	1.49
Federal Home Loan Mortgage Corp	65,394,600.27	19.42
Federal National Mortgage Association	15,124,809.32	4.49
GM Financial Consumer Automobile Receiv	839,293.87	0.25
Goldman Sachs Group Inc	2,318,869.20	0.69
Home Depot Inc	3,073,358.07	0.91
Hyundai Auto Receivables Trust	1,482,264.11	0.44
JPMorgan Chase & Co	7,767,163.41	2.31
Kenvue Inc	1,843,113.60	0.55
Kubota Credit Owner Trust	1,276,484.58	0.38
Mastercard Inc	2,401,467.50	0.71
Morgan Stanley	3,062,307.00	0.91
Novartis AG	3,515,126.23	1.04
PACCAR Inc	2,346,118.74	0.70
PepsiCo Inc	2,118,694.28	0.63
Salesforce Inc	2,555,473.25	0.76
State Street Corp	1,305,120.42	0.39
Target Corp	431,009.65	0.13
Toyota Auto Receivables Owner Trust	455,254.65	0.14

Credit Quality (S&P Ratings)



Managed Account Issuer Summary

For the Month Ending **June 30, 2025**

CALIFORNIA JOINT POWERS INSURANCE AUTH

Issuer	Market Value of Holdings	Percent
Toyota Motor Corp	2,518,942.50	0.75
United States Treasury	166,856,104.94	49.56
UnitedHealth Group Inc	1,999,332.00	0.59
Walmart Inc	4,949,197.44	1.47
Total	\$336,689,445.84	100.00%

Managed Account Detail of Securities Held

For the Month Ending **June 30, 2025**

CALIFORNIA JOINT POWERS INSURANCE AUTH

Security Type/Description Dated Date/Coupon/Maturity	CUSIP	Par	S&P Rating	Moody's Rating	Trade Date	Settle Date	Original Cost	YTM at Cost	Accrued Interest	Amortized Cost	Market Value
U.S. Treasury Bond / Note											
US TREASURY N/B DTD 11/02/2020 0.250% 10/31/2025	91282CAT8	1,795,000.00	AA+	Aa1	10/04/21	10/06/21	1,756,996.48	0.78	756.05	1,791,879.93	1,771,054.70
US TREASURY N/B DTD 11/16/2015 2.250% 11/15/2025	912828M56	2,000,000.00	AA+	Aa1	01/30/19	01/31/19	1,951,484.38	2.64	5,747.28	1,997,319.90	1,984,726.00
US TREASURY N/B DTD 11/30/2020 0.375% 11/30/2025	91282CAZ4	2,110,000.00	AA+	Aa1	11/02/21	11/03/21	2,054,777.34	1.03	670.18	2,104,358.98	2,076,123.95
US TREASURY N/B DTD 12/31/2020 0.375% 12/31/2025	91282CBC4	550,000.00	AA+	Aa1	01/06/21	01/07/21	548,388.67	0.43	5.60	549,837.89	539,585.20
US TREASURY N/B DTD 12/31/2020 0.375% 12/31/2025	91282CBC4	1,425,000.00	AA+	Aa1	05/06/21	05/07/21	1,402,066.41	0.73	14.52	1,422,529.81	1,398,016.20
US TREASURY N/B DTD 12/31/2020 0.375% 12/31/2025	91282CBC4	10,390,000.00	AA+	Aa1	07/16/21	07/19/21	10,237,802.73	0.71	105.88	10,372,870.79	10,193,254.96
US TREASURY N/B DTD 01/31/2019 2.625% 01/31/2026	9128286A3	1,375,000.00	AA+	Aa1	02/01/21	02/03/21	1,524,799.80	0.42	15,055.68	1,392,584.84	1,362,351.38
US TREASURY N/B DTD 02/01/2021 0.375% 01/31/2026	91282CBH3	1,400,000.00	AA+	Aa1	05/02/22	05/03/22	1,270,281.25	3.01	2,189.92	1,379,722.56	1,369,170.60
US TREASURY N/B DTD 01/31/2019 2.625% 01/31/2026	9128286A3	2,000,000.00	AA+	Aa1	08/20/19	08/21/19	2,138,750.00	1.49	21,899.17	2,012,608.28	1,981,602.00
US TREASURY N/B DTD 02/01/2021 0.375% 01/31/2026	91282CBH3	3,300,000.00	AA+	Aa1	05/19/21	05/20/21	3,232,453.13	0.82	5,161.95	3,291,581.23	3,227,330.70
US TREASURY N/B DTD 02/01/2021 0.375% 01/31/2026	91282CBH3	3,350,000.00	AA+	Aa1	02/26/21	02/26/21	3,280,644.53	0.80	5,240.16	3,341,754.41	3,276,229.65
US TREASURY N/B DTD 02/01/2021 0.375% 01/31/2026	91282CBH3	5,500,000.00	AA+	Aa1	07/02/21	07/07/21	5,394,296.88	0.80	8,603.25	5,486,446.69	5,378,884.50
US TREASURY N/B DTD 02/16/2016 1.625% 02/15/2026	912828P46	1,000,000.00	AA+	Aa1	03/06/19	03/08/19	937,226.56	2.62	6,104.97	994,331.58	984,287.00
US TREASURY N/B DTD 03/01/2021 0.500% 02/28/2026	91282CBO3	1,665,000.00	AA+	Aa1	09/21/21	09/22/21	1,646,333.79	0.76	2,782.54	1,662,211.59	1,625,081.63

Managed Account Detail of Securities Held

For the Month Ending **June 30, 2025**

CALIFORNIA JOINT POWERS INSURANCE AUTH

Security Type/Description Dated Date/Coupon/Maturity	CUSIP	Par	S&P Rating	Moody's Rating	Trade Date	Settle Date	Original Cost	YTM at Cost	Accrued Interest	Amortized Cost	Market Value
U.S. Treasury Bond / Note											
US TREASURY N/B DTD 03/01/2021 0.500% 02/28/2026	91282CBQ3	2,000,000.00	AA+	Aa1	03/12/21	03/12/21	1,966,718.75	0.84	3,342.39	1,995,560.05	1,952,050.00
US TREASURY N/B DTD 03/01/2021 0.500% 02/28/2026	91282CBQ3	3,000,000.00	AA+	Aa1	12/03/21	12/07/21	2,919,140.63	1.15	5,013.59	2,987,326.45	2,928,075.00
US TREASURY N/B DTD 04/01/2019 2.250% 03/31/2026	9128286L9	545,000.00	AA+	Aa1	03/02/20	03/04/20	587,088.48	0.94	3,082.38	550,180.41	537,650.13
US TREASURY N/B DTD 05/16/2016 1.625% 05/15/2026	912828R36	1,045,000.00	AA+	Aa1	07/24/19	07/25/19	1,025,161.33	1.92	2,168.80	1,042,462.31	1,023,211.75
US TREASURY N/B DTD 05/31/2019 2.125% 05/31/2026	9128286X3	1,000,000.00	AA+	Aa1	06/03/19	06/05/19	1,008,945.31	1.99	1,799.86	1,001,170.74	982,773.00
US TREASURY N/B DTD 06/01/2021 0.750% 05/31/2026	91282CCF6	1,455,000.00	AA+	Aa1	06/23/21	06/25/21	1,446,701.95	0.87	924.28	1,453,461.11	1,412,188.08
US TREASURY N/B DTD 06/01/2021 0.750% 05/31/2026	91282CCF6	3,340,000.00	AA+	Aa1	06/06/22	06/08/22	3,061,057.81	2.99	2,121.72	3,275,879.77	3,241,723.84
US TREASURY N/B DTD 06/01/2021 0.750% 05/31/2026	91282CCF6	4,175,000.00	AA+	Aa1	06/01/21	06/01/21	4,161,790.04	0.81	2,652.15	4,172,582.40	4,052,154.80
US TREASURY N/B DTD 08/02/2021 0.625% 07/31/2026	91282CCP4	1,665,000.00	AA+	Aa1	09/21/21	09/22/21	1,649,520.70	0.82	4,340.73	1,661,551.42	1,606,270.46
US TREASURY N/B DTD 09/30/2019 1.625% 09/30/2026	912828YG9	3,035,000.00	AA+	Aa1	01/05/21	01/06/21	3,235,950.19	0.45	12,397.06	3,078,780.83	2,951,182.41
US TREASURY N/B DTD 09/30/2021 0.875% 09/30/2026	91282CCZ2	4,660,000.00	AA+	Aa1	04/05/22	04/07/22	4,290,658.59	2.77	10,249.45	4,557,116.87	4,488,707.72
US TREASURY N/B DTD 03/31/2020 0.625% 03/31/2027	912828ZE3	865,000.00	AA+	Aa1	02/26/21	02/26/21	845,909.18	1.00	1,358.95	859,523.41	819,249.29
US TREASURY N/B DTD 04/30/2020 0.500% 04/30/2027	912828ZN3	3,985,000.00	AA+	Aa1	08/03/22	08/05/22	3,561,593.75	2.92	3,356.93	3,821,416.79	3,757,109.81
US TREASURY N/B DTD 08/15/2017 2.250% 08/15/2027	9128282R0	105,000.00	AA+	Aa1	01/04/22	01/06/22	109,499.41	1.45	887.57	106,703.49	101,837.72

Managed Account Detail of Securities Held

For the Month Ending **June 30, 2025**

CALIFORNIA JOINT POWERS INSURANCE AUTH

Security Type/Description Dated Date/Coupon/Maturity	CUSIP	Par	S&P Rating	Moody's Rating	Trade Date	Settle Date	Original Cost	YTM at Cost	Accrued Interest	Amortized Cost	Market Value
U.S. Treasury Bond / Note											
US TREASURY N/B DTD 08/15/2017 2.250% 08/15/2027	9128282R0	680,000.00	AA+	Aa1	08/29/22	08/31/22	647,487.50	3.30	5,748.07	666,078.90	659,520.44
US TREASURY N/B DTD 08/15/2017 2.250% 08/15/2027	9128282R0	5,240,000.00	AA+	Aa1	09/01/22	09/06/22	4,967,970.31	3.40	44,293.92	5,123,135.80	5,082,186.92
US TREASURY N/B DTD 11/02/2020 0.500% 10/31/2027	91282CAU5	1,435,000.00	AA+	Aa1	09/22/21	09/23/21	1,392,006.05	1.01	1,208.83	1,418,566.24	1,332,588.36
US TREASURY N/B DTD 12/31/2020 0.625% 12/31/2027	91282CBB6	2,000,000.00	AA+	Aa1	01/05/21	01/06/21	1,995,078.13	0.66	33.97	1,998,237.78	1,853,984.00
US TREASURY N/B DTD 05/01/2023 3.500% 04/30/2028	91282CHA2	1,385,000.00	AA+	Aa1	05/01/23	05/01/23	1,379,643.95	3.59	8,166.98	1,381,967.05	1,377,317.41
US TREASURY N/B DTD 05/15/2018 2.875% 05/15/2028	9128284N7	950,000.00	AA+	Aa1	07/24/19	07/25/19	1,015,609.38	2.02	3,488.28	971,393.92	928,662.05
US TREASURY N/B DTD 05/15/2018 2.875% 05/15/2028	9128284N7	1,000,000.00	AA+	Aa1	06/03/19	06/05/19	1,064,765.63	2.08	3,671.88	1,020,795.58	977,539.00
US TREASURY N/B DTD 08/15/2018 2.875% 08/15/2028	9128284V9	1,000,000.00	AA+	Aa1	08/20/19	08/21/19	1,111,171.88	1.54	10,801.10	1,038,649.33	975,273.00
US TREASURY N/B DTD 11/16/1998 5.250% 11/15/2028	912810FF0	1,040,000.00	AA+	Aa1	12/06/22	12/08/22	1,118,325.00	3.82	6,973.37	1,084,525.00	1,089,440.56
US TREASURY N/B DTD 02/15/2019 2.625% 02/15/2029	9128286B1	1,000,000.00	AA+	Aa1	08/20/19	08/21/19	1,094,296.88	1.55	9,861.88	1,036,048.29	962,891.00
US TREASURY N/B DTD 05/15/2019 2.375% 05/15/2029	9128286T2	535,000.00	AA+	Aa1	03/02/20	03/04/20	596,211.52	1.07	1,622.81	560,767.52	508,856.16
US TREASURY N/B DTD 05/15/2019 2.375% 05/15/2029	9128286T2	990,000.00	AA+	Aa1	07/24/19	07/25/19	1,018,114.45	2.05	3,002.96	1,001,098.22	941,621.67
US TREASURY N/B DTD 05/15/2019 2.375% 05/15/2029	9128286T2	1,000,000.00	AA+	Aa1	06/03/19	06/05/19	1,024,335.94	2.10	3,033.29	1,009,474.40	951,133.00
US TREASURY N/B DTD 10/31/2022 4.000% 10/31/2029	91282CFT3	985,000.00	AA+	Aa1	11/01/22	11/03/22	974,996.09	4.17	6,638.04	978,799.46	994,272.79

Managed Account Detail of Securities Held

For the Month Ending **June 30, 2025**

CALIFORNIA JOINT POWERS INSURANCE AUTH

Security Type/Description Dated Date/Coupon/Maturity	CUSIP	Par	S&P Rating	Moody's Rating	Trade Date	Settle Date	Original Cost	YTM at Cost	Accrued Interest	Amortized Cost	Market Value
U.S. Treasury Bond / Note											
US TREASURY N/B DTD 10/31/2022 4.000% 10/31/2029	91282CFT3	1,090,000.00	AA+	Aa1	12/06/22	12/08/22	1,110,139.45	3.69	7,345.65	1,102,656.11	1,100,261.26
US TREASURY N/B DTD 10/31/2024 4.125% 10/31/2029	91282CLR0	2,000,000.00	AA+	Aa1	11/01/24	11/04/24	1,995,078.13	4.18	13,899.46	1,995,676.00	2,028,282.00
US TREASURY N/B DTD 12/02/2024 4.125% 11/30/2029	91282CMA6	5,475,000.00	AA+	Aa1	12/05/24	12/06/24	5,484,837.89	4.08	19,128.84	5,483,830.72	5,554,343.70
US TREASURY N/B DTD 01/03/2023 3.875% 12/31/2029	91282CGB1	2,850,000.00	AA+	Aa1	01/04/23	01/06/23	2,862,357.42	3.80	300.10	2,857,963.78	2,861,690.70
US TREASURY N/B DTD 01/31/2025 4.250% 01/31/2030	91282CMG3	500,000.00	AA+	Aa1	02/05/25	02/06/25	500,117.19	4.24	8,863.95	500,109.30	509,785.00
US TREASURY N/B DTD 01/31/2025 4.250% 01/31/2030	91282CMG3	4,390,000.00	AA+	Aa1	02/04/25	02/05/25	4,373,708.99	4.33	77,825.48	4,374,913.23	4,475,912.30
US TREASURY N/B DTD 02/28/2023 4.000% 02/28/2030	91282CGO8	2,510,000.00	AA+	Aa1	08/16/23	08/17/23	2,464,702.34	4.32	33,557.61	2,477,682.48	2,534,020.70
US TREASURY N/B DTD 02/28/2023 4.000% 02/28/2030	91282CGO8	8,130,000.00	AA+	Aa1	03/04/25	03/05/25	8,133,175.78	3.99	108,694.57	8,133,017.74	8,207,804.10
US TREASURY N/B DTD 03/31/2025 4.000% 03/31/2030	91282CMU2	5,450,000.00	AA+	Aa1	04/01/25	04/02/25	5,477,250.00	3.89	54,797.81	5,476,041.85	5,499,605.90
US TREASURY N/B DTD 04/30/2025 3.875% 04/30/2030	91282CMZ1	275,000.00	AA+	Aa1	05/12/25	05/13/25	272,292.97	4.10	1,795.35	272,359.68	276,031.25
US TREASURY N/B DTD 05/31/2023 3.750% 05/31/2030	91282CHF1	1,170,000.00	AA+	Aa1	06/04/25	06/05/25	1,158,437.11	3.97	3,716.19	1,158,588.86	1,167,257.52
US TREASURY N/B DTD 11/16/2020 0.875% 11/15/2030	91282CAV3	2,000,000.00	AA+	Aa1	01/05/21	01/06/21	1,986,718.75	0.95	2,235.05	1,992,758.03	1,714,610.00
US TREASURY N/B DTD 11/30/2023 4.375% 11/30/2030	91282CJM4	840,000.00	AA+	Aa1	12/07/23	12/08/23	851,353.13	4.15	3,112.70	849,085.59	861,557.76
US TREASURY N/B DTD 01/31/2024 4.000% 01/31/2031	91282CJX0	690,000.00	AA+	Aa1	01/30/25	01/31/25	676,253.91	4.38	11,512.71	677,102.65	694,824.48

Managed Account Detail of Securities Held

For the Month Ending **June 30, 2025**

CALIFORNIA JOINT POWERS INSURANCE AUTH

Security Type/Description Dated Date/Coupon/Maturity	CUSIP	Par	S&P Rating	Moody's Rating	Trade Date	Settle Date	Original Cost	YTM at Cost	Accrued Interest	Amortized Cost	Market Value
U.S. Treasury Bond / Note											
US TREASURY N/B DTD 02/15/2001 5.375% 02/15/2031	912810FP8	980,000.00	AA+	Aa1	12/06/22	12/08/22	1,099,552.34	3.64	19,789.50	1,062,139.77	1,053,997.84
US TREASURY N/B DTD 02/15/2001 5.375% 02/15/2031	912810FP8	2,345,000.00	AA+	Aa1	08/16/23	08/17/23	2,517,394.14	4.22	47,353.45	2,474,342.81	2,522,066.26
US TREASURY N/B DTD 07/01/2024 4.250% 06/30/2031	91282CKW0	1,865,000.00	AA+	Aa1	07/01/24	07/02/24	1,842,634.57	4.45	215.39	1,845,419.29	1,899,239.54
US TREASURY N/B DTD 07/31/2024 4.125% 07/31/2031	91282CLD1	3,525,000.00	AA+	Aa1	08/01/24	08/02/24	3,577,599.61	3.88	60,652.88	3,571,525.45	3,565,068.68
US TREASURY N/B DTD 11/15/2021 1.375% 11/15/2031	91282CDJ7	600,000.00	AA+	Aa1	01/30/23	01/31/23	503,812.50	3.51	1,053.67	530,241.59	513,304.80
US TREASURY N/B DTD 05/16/2022 2.875% 05/15/2032	91282CEP2	1,900,000.00	AA+	Aa1	10/02/23	10/02/23	1,656,339.84	4.70	6,976.56	1,705,722.05	1,772,715.20
US TREASURY N/B DTD 05/16/2022 2.875% 05/15/2032	91282CEP2	2,050,000.00	AA+	Aa1	07/01/24	07/02/24	1,833,628.91	4.48	7,527.34	1,857,071.70	1,912,666.40
US TREASURY N/B DTD 08/15/2022 2.750% 08/15/2032	91282CFF3	3,065,000.00	AA+	Aa1	01/04/23	01/06/23	2,829,497.85	3.71	31,666.02	2,890,370.02	2,827,582.04
US TREASURY N/B DTD 11/15/2022 4.125% 11/15/2032	91282CFV8	855,000.00	AA+	Aa1	12/07/23	12/08/23	853,897.85	4.14	4,504.43	854,090.60	860,911.47
US TREASURY N/B DTD 11/15/2022 4.125% 11/15/2032	91282CFV8	2,505,000.00	AA+	Aa1	08/16/23	08/17/23	2,484,059.77	4.23	13,197.20	2,488,299.89	2,522,319.57
US TREASURY N/B DTD 11/15/2022 4.125% 11/15/2032	91282CFV8	4,490,000.00	AA+	Aa1	10/02/24	10/03/24	4,622,069.14	3.70	23,654.86	4,611,550.06	4,521,043.86
US TREASURY N/B DTD 02/15/2023 3.500% 02/15/2033	91282CGM7	1,835,000.00	AA+	Aa1	10/02/23	10/02/23	1,672,932.23	4.67	24,128.73	1,703,130.61	1,768,982.21
US TREASURY N/B DTD 05/15/2023 3.375% 05/15/2033	91282CHC8	1,140,000.00	AA+	Aa1	08/01/23	08/01/23	1,079,660.16	4.03	4,913.93	1,091,474.95	1,086,740.34
US TREASURY N/B DTD 05/15/2023 3.375% 05/15/2033	91282CHC8	2,000,000.00	AA+	Aa1	07/01/24	07/02/24	1,838,359.38	4.49	8,620.92	1,853,527.57	1,906,562.00

Managed Account Detail of Securities Held

For the Month Ending **June 30, 2025**

CALIFORNIA JOINT POWERS INSURANCE AUTH

Security Type/Description Dated Date/Coupon/Maturity	CUSIP	Par	S&P Rating	Moody's Rating	Trade Date	Settle Date	Original Cost	YTM at Cost	Accrued Interest	Amortized Cost	Market Value
U.S. Treasury Bond / Note											
US TREASURY N/B DTD 08/15/2023 3.875% 08/15/2033	91282CHT1	735,000.00	AA+	Aa1	08/30/23	08/31/23	720,587.11	4.12	10,700.14	723,242.22	723,889.01
US TREASURY N/B DTD 08/15/2023 3.875% 08/15/2033	91282CHT1	2,890,000.00	AA+	Aa1	09/04/24	09/05/24	2,914,723.05	3.76	42,072.65	2,912,797.47	2,846,311.87
US TREASURY N/B DTD 11/15/2023 4.500% 11/15/2033	91282CJJ1	825,000.00	AA+	Aa1	12/07/23	12/08/23	850,330.08	4.12	4,741.51	846,989.82	847,526.63
US TREASURY N/B DTD 11/15/2023 4.500% 11/15/2033	91282CJJ1	1,435,000.00	AA+	Aa1	01/03/24	01/05/24	1,502,882.23	3.92	8,247.35	1,494,233.18	1,474,182.68
US TREASURY N/B DTD 02/15/2024 4.000% 02/15/2034	91282CJZ5	1,365,000.00	AA+	Aa1	04/09/24	04/11/24	1,325,276.37	4.37	20,512.71	1,329,342.11	1,350,977.36
US TREASURY N/B DTD 05/15/2024 4.375% 05/15/2034	91282CKO3	1,845,000.00	AA+	Aa1	07/01/24	07/02/24	1,829,360.74	4.48	10,309.19	1,830,653.11	1,874,043.99
US TREASURY N/B DTD 08/15/2024 3.875% 08/15/2034	91282CLF6	2,900,000.00	AA+	Aa1	09/04/24	09/05/24	2,922,089.84	3.78	42,218.23	2,920,579.83	2,832,145.80
US TREASURY N/B DTD 05/15/2025 4.250% 05/15/2035	91282CNC1	525,000.00	AA+	Aa1	05/15/25	05/15/25	514,479.49	4.50	2,849.69	514,590.25	525,984.38
US TREASURY N/B DTD 05/15/2025 4.250% 05/15/2035	91282CNC1	2,500,000.00	AA+	Aa1	06/04/25	06/05/25	2,473,242.19	4.38	13,569.97	2,473,409.15	2,504,687.50

Security Type Sub-Total		169,520,000.00					167,456,883.23	2.77	992,840.18	168,589,821.54	166,856,104.94
--------------------------------	--	-----------------------	--	--	--	--	-----------------------	-------------	-------------------	-----------------------	-----------------------

Federal Agency Commercial Mortgage-Backed Security

FHMS K061 A2 DTD 01/01/2017 3.347% 11/01/2026	3137BTUM1	2,070,174.36	AA+	Aa1	05/19/23	05/24/23	2,006,451.81	4.29	5,774.06	2,044,705.55	2,045,709.04
FHMS K064 A2 DTD 05/01/2017 3.224% 03/01/2027	3137BXOY1	3,100,000.00	AA+	Aa1	08/16/23	08/18/23	2,924,171.88	4.94	8,328.67	3,015,407.29	3,052,802.50
FHMS K065 A2 DTD 07/01/2017 3.243% 04/01/2027	3137F1G44	1,760,000.00	AA+	Aa1	08/16/23	08/18/23	1,659,418.75	4.93	4,756.40	1,710,429.43	1,732,035.36
FHMS K066 A2 DTD 08/01/2017 3.117% 06/01/2027	3137F2LJ3	2,735,000.00	AA+	Aa1	08/17/23	08/22/23	2,557,652.34	4.97	7,104.16	2,643,440.90	2,686,297.86

Managed Account Detail of Securities Held

For the Month Ending **June 30, 2025**

CALIFORNIA JOINT POWERS INSURANCE AUTH

Security Type/Description Dated Date/Coupon/Maturity	CUSIP	Par	S&P Rating	Moody's Rating	Trade Date	Settle Date	Original Cost	YTM at Cost	Accrued Interest	Amortized Cost	Market Value
Federal Agency Commercial Mortgage-Backed Security											
FHMS K507 A1 DTD 09/01/2023 4.800% 04/01/2028	3137HAMR4	2,705,323.01	AA+	Aa1	09/20/23	09/28/23	2,662,868.38	5.19	10,821.29	2,677,501.08	2,743,898.21
FHMS K506 A1 DTD 09/01/2023 4.650% 05/01/2028	3137HAMG8	1,472,855.30	AA+	Aa1	09/07/23	09/14/23	1,450,828.77	5.01	5,707.31	1,458,621.95	1,491,249.79
FHMS KJ46 A1 DTD 07/01/2023 4.777% 06/01/2028	3137HAD45	2,293,631.39	AA+	Aa1	07/19/23	07/27/23	2,293,574.05	4.78	9,130.56	2,293,596.56	2,312,072.19
FHMS K505 A2 DTD 07/01/2023 4.819% 06/01/2028	3137HACX2	3,000,000.00	AA+	Aa1	07/13/23	07/20/23	3,029,964.00	4.59	12,047.50	3,018,130.33	3,053,712.00
FNA 2023-M6 A2 DTD 07/01/2023 4.190% 07/01/2028	3136BQDE6	2,769,893.87	AA+	Aa1	07/18/23	07/31/23	2,722,935.52	4.58	9,671.55	2,740,996.42	2,769,960.35
FHMS KJ47 A1 DTD 09/01/2023 5.272% 08/01/2028	3137HAMN3	1,573,994.27	AA+	Aa1	09/19/23	09/28/23	1,573,986.40	5.27	6,915.08	1,573,989.69	1,606,289.48
FHMS K506 A2 DTD 09/01/2023 4.650% 08/01/2028	3137HAMH6	3,000,000.00	AA+	Aa1	09/07/23	09/14/23	2,955,621.00	4.99	11,625.00	2,970,441.61	3,043,164.00
FHMS K508 A2 DTD 10/01/2023 4.740% 08/01/2028	3137HAQ74	3,150,000.00	AA+	Aa1	10/11/23	10/19/23	3,080,901.60	5.25	12,442.50	3,103,070.68	3,203,710.65
FHMS K509 A2 DTD 10/01/2023 4.850% 09/01/2028	3137HAST4	2,365,000.00	AA+	Aa1	10/25/23	10/31/23	2,289,596.71	5.60	9,558.54	2,312,094.78	2,413,203.43
FHMS K507 A2 DTD 09/01/2023 4.800% 09/01/2028	3137HAMS2	3,000,000.00	AA+	Aa1	09/20/23	09/28/23	2,964,141.00	5.07	12,000.00	2,975,347.79	3,056,850.00
FHMS K510 A2 DTD 11/01/2023 5.069% 10/01/2028	3137HB3D4	1,200,000.00	AA+	Aa1	11/14/23	11/21/23	1,196,530.80	5.14	5,069.00	1,197,567.33	1,232,071.20
FHMS K511 A2 DTD 12/01/2023 4.860% 10/01/2028	3137HB3G7	1,745,000.00	AA+	Aa1	11/28/23	12/07/23	1,739,986.62	4.93	7,067.25	1,741,460.94	1,782,863.01
FHMS K512 A2 DTD 12/01/2023 5.000% 11/01/2028	3137HBCF9	1,580,000.00	AA+	Aa1	12/11/23	12/21/23	1,594,754.04	4.79	6,583.33	1,590,563.00	1,620,165.18
FHMS K513 A2 DTD 01/01/2024 4.724% 12/01/2028	3137HBFY5	1,790,000.00	AA+	Aa1	01/10/24	01/18/24	1,807,880.31	4.50	7,046.63	1,803,043.16	1,821,661.52

Managed Account Detail of Securities Held

For the Month Ending **June 30, 2025**

CALIFORNIA JOINT POWERS INSURANCE AUTH

Security Type/Description Dated Date/Coupon/Maturity	CUSIP	Par	S&P Rating	Moody's Rating	Trade Date	Settle Date	Original Cost	YTM at Cost	Accrued Interest	Amortized Cost	Market Value
Federal Agency Commercial Mortgage-Backed Security											
FHMS K514 A2 DTD 02/01/2024 4.572% 12/01/2028	3137HBLV4	1,800,000.00	AA+	Aa1	02/01/24	02/08/24	1,817,998.20	4.34	6,858.00	1,813,250.35	1,823,086.80
FHMS K518 A2 DTD 03/01/2024 5.400% 01/01/2029	3137HC2L5	2,170,000.00	AA+	Aa1	03/19/24	03/28/24	2,222,394.65	4.83	9,765.00	2,210,551.91	2,254,506.31
FHMS K517 A2 DTD 03/01/2024 5.355% 01/01/2029	3137HC2C5	2,685,000.00	AA+	Aa1	03/05/24	03/14/24	2,765,512.41	4.67	11,981.81	2,745,873.52	2,784,291.30
FHMS K515 A2 DTD 02/01/2024 5.400% 01/01/2029	3137HBPD0	3,050,000.00	AA+	Aa1	02/14/24	02/22/24	3,132,167.00	4.79	13,725.00	3,111,482.80	3,166,805.85
FHMS K520 A2 DTD 04/01/2024 5.180% 03/01/2029	3137HCKV3	1,700,000.00	AA+	Aa1	04/23/24	04/30/24	1,706,900.30	5.09	7,338.33	1,705,497.46	1,756,557.30
FHMS K524 A2 DTD 07/01/2024 4.720% 05/01/2029	3137HDV56	2,645,000.00	AA+	Aa1	07/16/24	07/25/24	2,661,242.94	4.58	10,403.67	2,658,605.17	2,696,067.02
FHMS K522 A2 DTD 06/01/2024 4.803% 05/01/2029	3137HDJJ0	3,200,000.00	AA+	Aa1	06/05/24	06/13/24	3,199,990.40	4.80	12,808.00	3,200,000.00	3,269,398.40
FHMS K528 A2 DTD 09/01/2024 4.508% 07/01/2029	3137HFNZ4	1,125,000.00	AA+	Aa1	09/04/24	09/12/24	1,147,477.50	4.06	4,226.25	1,144,084.42	1,138,743.00
FHMS K529 A2 DTD 10/01/2024 4.791% 09/01/2029	3137HH6C0	1,880,000.00	AA+	Aa1	10/08/24	10/16/24	1,917,575.56	4.34	7,505.90	1,912,690.99	1,923,320.84
FHMS K530 A2 DTD 11/01/2024 4.792% 09/01/2029	3137HHJL6	3,235,000.00	AA+	Aa1	11/19/24	11/27/24	3,251,844.65	4.67	12,918.43	3,250,212.05	3,309,903.19
FHMS K533 A2 DTD 01/01/2025 4.230% 12/01/2029	3137HHW23	1,990,000.00	AA+	Aa1	01/07/25	01/16/25	1,938,576.41	4.82	7,014.75	1,942,833.76	1,992,672.57
Security Type Sub-Total		66,790,872.20					66,272,944.00	4.83	256,193.97	66,565,490.92	67,783,068.35
Federal Agency Bond / Note											
FREDDIE MAC DTD 09/25/2020 0.375% 09/23/2025	3137EAEX3	385,000.00	AA+	Aa1	09/23/20	09/25/20	383,841.15	0.44	393.02	384,947.15	381,492.27
FEDERAL FARM CREDIT BANK (CALLABLE) DTD 09/29/2020 0.530% 09/29/2025	3133EMBH4	1,900,000.00	AA+	Aa1	10/07/20	10/09/20	1,896,675.00	0.57	2,573.44	1,899,836.54	1,882,898.10

Managed Account Detail of Securities Held

For the Month Ending **June 30, 2025**

CALIFORNIA JOINT POWERS INSURANCE AUTH

Security Type/Description Dated Date/Coupon/Maturity	CUSIP	Par	S&P Rating	Moody's Rating	Trade Date	Settle Date	Original Cost	YTM at Cost	Accrued Interest	Amortized Cost	Market Value
Federal Agency Bond / Note											
FANNIE MAE DTD 11/12/2020 0.500% 11/07/2025	3135G06G3	4,830,000.00	AA+	Aa1	11/19/20	11/24/20	4,828,164.60	0.51	3,622.50	4,829,870.30	4,765,707.87
FANNIE MAE DTD 04/26/2016 2.125% 04/24/2026	3135G0K36	3,050,000.00	AA+	Aa1	04/25/16	04/26/16	3,026,149.00	2.21	12,062.33	3,048,057.71	3,002,124.15
FEDERAL HOME LOAN BANK DTD 11/16/2018 3.250% 11/16/2028	3130AFFX0	1,000,000.00	AA+	Aa1	03/06/19	03/08/19	1,025,300.00	2.95	4,062.50	1,008,812.93	986,207.00
FEDERAL HOME LOAN BANK DTD 11/16/2018 3.250% 11/16/2028	3130AFFX0	3,000,000.00	AA+	Aa1	01/07/19	01/09/19	3,065,400.00	2.99	12,187.50	3,022,402.31	2,958,621.00
FANNIE MAE DTD 08/05/2020 0.875% 08/05/2030	3135G05Q2	2,500,000.00	AA+	Aa1	09/02/20	09/03/20	2,471,875.00	0.99	8,871.53	2,485,559.56	2,159,612.50
FANNIE MAE DTD 08/05/2020 0.875% 08/05/2030	3135G05Q2	2,810,000.00	AA+	Aa1	08/05/20	08/06/20	2,795,163.20	0.93	9,971.60	2,802,439.37	2,427,404.45
FEDERAL HOME LOAN BANK DTD 08/25/2022 3.375% 09/10/2032	3130AT4C8	1,115,000.00	AA+	Aa1	11/03/22	11/04/22	983,864.85	4.89	11,602.97	1,019,255.81	1,062,393.18

Security Type Sub-Total		20,590,000.00					20,476,432.80	1.61	65,347.39	20,501,181.68	19,626,460.52
--------------------------------	--	----------------------	--	--	--	--	----------------------	-------------	------------------	----------------------	----------------------

Corporate Note											
UNITEDHEALTH GROUP INC DTD 07/23/2015 3.750% 07/15/2025	91324PCP5	2,000,000.00	A+	A2	09/11/20	09/15/20	2,290,820.00	0.69	34,583.33	2,002,339.93	1,999,332.00
BRISTOL-MYERS SQUIBB CO (CALLABLE) DTD 11/13/2020 0.750% 11/13/2025	110122DN5	1,114,000.00	A	A2	06/17/21	06/21/21	1,102,904.56	0.98	1,114.00	1,113,074.21	1,099,186.03
BRISTOL-MYERS SQUIBB CO (CALLABLE) DTD 11/13/2020 0.750% 11/13/2025	110122DN5	1,280,000.00	A	A2	06/23/21	06/25/21	1,269,030.40	0.95	1,280.00	1,279,082.39	1,262,978.56
NOVARTIS CAPITAL CORP (CALLABLE) DTD 11/20/2015 3.000% 11/20/2025	66989HAJ7	3,535,000.00	AA-	Aa3	01/27/23	01/31/23	3,406,608.80	4.39	12,077.92	3,517,312.81	3,515,126.23
BANK OF AMERICA NA (CALLABLE) DTD 08/18/2023 5.526% 08/18/2026	06428CAA2	2,105,000.00	A+	Aa2	08/17/23	08/21/23	2,104,873.70	5.53	42,974.63	2,104,952.27	2,134,811.01

Managed Account Detail of Securities Held

For the Month Ending **June 30, 2025**

CALIFORNIA JOINT POWERS INSURANCE AUTH

Security Type/Description Dated Date/Coupon/Maturity	CUSIP	Par	S&P Rating	Moody's Rating	Trade Date	Settle Date	Original Cost	YTM at Cost	Accrued Interest	Amortized Cost	Market Value
Corporate Note											
JP MORGAN CHASE BANK NA (CALLABLE) DTD 12/08/2023 5.110% 12/08/2026	48125LRU8	735,000.00	AA-	Aa2	08/08/24	08/09/24	744,819.60	4.50	2,399.57	741,029.86	744,263.94
JP MORGAN CHASE BANK NA (CALLABLE) DTD 12/08/2023 5.110% 12/08/2026	48125LRU8	3,000,000.00	AA-	Aa2	12/05/23	12/08/23	3,000,000.00	5.11	9,794.17	3,000,000.00	3,037,812.00
TARGET CORP (CALLABLE) DTD 01/24/2022 1.950% 01/15/2027	87612EBM7	445,000.00	A	A2	01/19/22	01/24/22	444,243.50	1.99	4,001.29	444,766.00	431,009.65
BANK OF NY MELLON CORP (CALLABLE) DTD 01/26/2022 2.050% 01/26/2027	06406RBA4	3,360,000.00	A	Aa3	01/26/22	01/28/22	3,370,819.20	1.98	29,656.67	3,363,265.36	3,257,432.64
GOLDMAN SACHS BANK USA (CALLABLE) DTD 05/21/2024 5.414% 05/21/2027	38151LAG5	2,300,000.00	A+	A1	05/21/25	05/22/25	2,314,467.00	5.08	13,835.78	2,312,915.10	2,318,869.20
HOME DEPOT INC (CALLABLE) DTD 09/14/2017 2.800% 09/14/2027	437076BT8	3,155,000.00	A	A2	01/25/23	01/27/23	2,977,026.45	4.15	26,256.61	3,070,337.11	3,073,358.07
BANK OF NY MELLON CORP (CALLABLE) DTD 02/07/2017 3.442% 02/07/2028	06406RAB3	1,560,000.00	A	Aa3	08/06/24	08/07/24	1,515,602.40	4.33	21,478.08	1,526,402.61	1,542,428.16
KENVUE INC (CALLABLE) DTD 10/17/2023 5.050% 03/22/2028	49177JAF9	1,800,000.00	A	A1	06/27/25	06/30/25	1,842,498.00	4.12	24,997.50	1,842,457.04	1,843,113.60
JOHN DEERE CAPITAL CORP DTD 07/14/2023 4.950% 07/14/2028	24422EXB0	1,010,000.00	A	A1	07/11/23	07/14/23	1,008,495.10	4.98	23,192.13	1,009,086.19	1,034,563.20
JOHN DEERE CAPITAL CORP DTD 07/14/2023 4.950% 07/14/2028	24422EXB0	1,205,000.00	A	A1	07/13/23	07/17/23	1,221,363.90	4.64	27,669.81	1,214,953.11	1,234,305.60
SALESFORCE INC (CALLABLE) DTD 07/12/2021 1.500% 07/15/2028	79466LAH7	2,750,000.00	A+	A1	08/05/24	08/06/24	2,475,385.00	4.28	19,020.83	2,534,300.21	2,555,473.25
PACCAR FINANCIAL CORP DTD 08/10/2023 4.950% 08/10/2028	69371RS64	2,290,000.00	A+	A1	08/18/23	08/22/23	2,284,870.40	5.00	44,397.38	2,286,789.69	2,346,118.74
CITIBANK NA (CALLABLE) DTD 09/29/2023 5.803% 09/29/2028	17325FBB3	1,480,000.00	A+	Aa3	05/01/24	05/03/24	1,508,623.20	5.30	21,948.24	1,501,557.46	1,547,285.24
CITIBANK NA (CALLABLE) DTD 09/29/2023 5.803% 09/29/2028	17325FBB3	3,000,000.00	A+	Aa3	09/26/23	09/29/23	3,000,000.00	5.80	44,489.67	3,000,000.00	3,136,389.00

Managed Account Detail of Securities Held

For the Month Ending **June 30, 2025**

CALIFORNIA JOINT POWERS INSURANCE AUTH

Security Type/Description Dated Date/Coupon/Maturity	CUSIP	Par	S&P Rating	Moody's Rating	Trade Date	Settle Date	Original Cost	YTM at Cost	Accrued Interest	Amortized Cost	Market Value
Corporate Note											
JPMORGAN CHASE & CO (CALLABLE) DTD 01/24/2025 4.915% 01/24/2029	46647PEU6	1,125,000.00	A	A1	03/12/25	03/13/25	1,131,738.75	4.74	24,114.22	1,131,076.59	1,139,654.25
BANK OF AMERICA CORP (CALLABLE) DTD 01/24/2025 4.979% 01/24/2029	06051GMK2	2,415,000.00	A-	A1	04/01/25	04/02/25	2,441,758.20	4.66	52,439.24	2,439,545.25	2,448,455.00
STATE STREET CORP (CALLABLE) DTD 08/20/2024 4.530% 02/20/2029	857477CN1	1,295,000.00	A	Aa3	08/14/24	08/20/24	1,295,000.00	4.53	21,347.00	1,295,000.00	1,305,120.42
ASTRAZENECA FINANCE LLC (CALLABLE) DTD 02/26/2024 4.850% 02/26/2029	04636NAL7	2,450,000.00	A+	A1	06/26/25	06/27/25	2,504,488.00	4.19	41,258.68	2,504,337.00	2,505,144.60
BLACKROCK FUNDING INC (CALLABLE) DTD 03/14/2024 4.700% 03/14/2029	09290DAA9	290,000.00	AA-	Aa3	03/05/24	03/14/24	289,475.10	4.74	4,051.14	289,600.67	296,110.01
ADOBE INC (CALLABLE) DTD 04/04/2024 4.800% 04/04/2029	00724PAF6	1,070,000.00	A+	A1	04/03/24	04/05/24	1,071,412.40	4.77	12,412.00	1,071,088.10	1,097,078.49
ADOBE INC (CALLABLE) DTD 04/04/2024 4.800% 04/04/2029	00724PAF6	1,310,000.00	A+	A1	04/01/24	04/04/24	1,308,048.10	4.83	15,196.00	1,308,490.91	1,343,152.17
MASTERCARD INC (CALLABLE) DTD 05/31/2019 2.950% 06/01/2029	57636OAM6	2,500,000.00	A+	Aa3	06/26/24	06/27/24	2,296,850.00	4.82	6,145.83	2,334,752.64	2,401,467.50
PEPSICO INC (CALLABLE) DTD 07/17/2024 4.500% 07/17/2029	713448FX1	1,535,000.00	A+	A1	07/15/24	07/17/24	1,532,620.75	4.53	31,467.50	1,533,040.78	1,558,651.28
TOYOTA MOTOR CREDIT CORP DTD 08/09/2024 4.550% 08/09/2029	89236TMK8	440,000.00	A+	A1	08/06/24	08/09/24	439,106.80	4.60	7,896.78	439,252.31	443,333.88
TOYOTA MOTOR CREDIT CORP DTD 08/09/2024 4.550% 08/09/2029	89236TMK8	960,000.00	A+	A1	08/07/24	08/09/24	958,896.00	4.58	17,229.33	959,079.08	967,273.92
TOYOTA MOTOR CREDIT CORP DTD 08/09/2024 4.550% 08/09/2029	89236TMK8	1,100,000.00	A+	A1	08/08/24	08/09/24	1,095,479.00	4.64	19,741.94	1,096,216.57	1,108,334.70
ELI LILLY & CO (CALLABLE) DTD 08/14/2024 4.200% 08/14/2029	532457CQ9	535,000.00	A+	Aa3	08/12/24	08/14/24	533,828.35	4.25	8,551.08	534,019.03	536,923.33
ELI LILLY & CO (CALLABLE) DTD 08/14/2024 4.200% 08/14/2029	532457CQ9	1,865,000.00	A+	Aa3	08/13/24	08/14/24	1,867,722.90	4.17	29,808.92	1,867,286.21	1,871,704.68

Managed Account Detail of Securities Held

For the Month Ending **June 30, 2025**

CALIFORNIA JOINT POWERS INSURANCE AUTH

Security Type/Description Dated Date/Coupon/Maturity	CUSIP	Par	S&P Rating	Moody's Rating	Trade Date	Settle Date	Original Cost	YTM at Cost	Accrued Interest	Amortized Cost	Market Value
Corporate Note											
PEPSICO INC (CALLABLE) DTD 02/07/2025 4.600% 02/07/2030	713448GB8	550,000.00	A+	A1	02/05/25	02/07/25	549,076.00	4.64	10,120.00	549,143.27	560,043.00
WALMART INC (CALLABLE) DTD 04/28/2025 4.350% 04/28/2030	931142FN8	895,000.00	AA	Aa2	04/23/25	04/28/25	893,451.65	4.39	6,813.19	893,501.16	904,909.44
WALMART INC (CALLABLE) DTD 04/28/2025 4.350% 04/28/2030	931142FN8	4,000,000.00	AA	Aa2	05/01/25	05/02/25	4,035,800.00	4.15	30,450.00	4,034,712.13	4,044,288.00
NATIONAL SECS CLEARING (CALLABLE) DTD 05/20/2025 4.700% 05/20/2030	637639AQ8	500,000.00	AA+	Aa1	06/26/25	06/27/25	508,390.00	4.32	2,676.39	508,374.02	508,363.50
NATIONAL SECS CLEARING (CALLABLE) DTD 05/20/2025 4.700% 05/20/2030	637639AO8	4,400,000.00	AA+	Aa1	06/26/25	06/27/25	4,473,436.00	4.32	23,552.22	4,473,290.54	4,473,598.80
Security Type Sub-Total		67,359,000.00					67,109,029.21	4.25	770,439.07	67,126,427.61	67,627,463.09
Certificate of Deposit											
COOPERAT RABOBANK UA/NY DTD 07/20/2023 5.080% 07/17/2026	21684LGS5	3,000,000.00	A+	Aa2	07/17/23	07/20/23	3,000,000.00	5.08	69,426.67	3,000,000.00	3,041,688.00
Security Type Sub-Total		3,000,000.00					3,000,000.00	5.08	69,426.67	3,000,000.00	3,041,688.00
Bank Note											
MORGAN STANLEY BANK NA (CALLABLE) DTD 05/30/2024 5.504% 05/26/2028	61690U8B9	1,020,000.00	A+	Aa3	05/28/24	05/30/24	1,020,000.00	5.50	5,458.13	1,020,000.00	1,041,184.38
MORGAN STANLEY BANK NA (CALLABLE) DTD 05/30/2024 5.504% 05/26/2028	61690U8B9	1,980,000.00	A+	Aa3	05/30/24	05/31/24	1,984,177.80	5.45	10,595.20	1,982,546.66	2,021,122.62
Security Type Sub-Total		3,000,000.00					3,004,177.80	5.47	16,053.33	3,002,546.66	3,062,307.00
Asset-Backed Security											
CCCIT 2023-A1 A1 DTD 12/11/2023 5.230% 12/08/2027	17305EGW9	675,000.00	AAA	Aaa	12/04/23	12/11/23	674,915.36	5.23	2,255.44	674,946.63	677,024.32
TAOT 2023-D A3 DTD 11/14/2023 5.540% 08/15/2028	89239FAD4	450,000.00	AAA	NR	11/07/23	11/14/23	449,951.49	5.54	1,108.00	449,967.81	455,254.65

Managed Account Detail of Securities Held

For the Month Ending **June 30, 2025**

CALIFORNIA JOINT POWERS INSURANCE AUTH

Security Type/Description Dated Date/Coupon/Maturity	CUSIP	Par	S&P Rating	Moody's Rating	Trade Date	Settle Date	Original Cost	YTM at Cost	Accrued Interest	Amortized Cost	Market Value
Asset-Backed Security											
HART 2023-C A3 DTD 11/13/2023 5.540% 10/16/2028	44918CAD4	665,000.00	AAA	NR	11/03/23	11/13/23	664,912.55	5.54	1,637.38	664,940.10	672,211.93
BACCT 2023-A2 A2 DTD 12/14/2023 4.980% 11/15/2028	05522RDH8	1,105,000.00	NR	Aaa	12/07/23	12/14/23	1,104,851.60	4.98	2,445.73	1,104,897.29	1,116,599.19
GMCAR 2024-1 A3 DTD 01/17/2024 4.850% 12/18/2028	36268GAD7	295,000.00	NR	Aaa	01/09/24	01/17/24	294,940.68	4.85	596.15	294,956.82	296,456.71
CHAIT 2024-A1 A DTD 01/31/2024 4.600% 01/16/2029	161571HV9	2,825,000.00	AAA	NR	01/24/24	01/31/24	2,824,569.75	4.60	5,775.56	2,824,686.66	2,845,433.22
KCOT 2025-1A A3 DTD 02/19/2025 4.670% 06/15/2029	50117FAC5	1,260,000.00	NR	Aaa	02/11/25	02/19/25	1,259,956.78	4.67	2,615.20	1,259,963.66	1,276,484.58
HART 2025-B A3 DTD 06/11/2025 4.360% 12/17/2029	44935XAD7	805,000.00	AAA	NR	06/03/25	06/11/25	804,927.31	4.36	1,949.89	804,928.32	810,052.18
GMCAR 2025-2 A3 DTD 05/14/2025 4.280% 04/16/2030	362549AD9	540,000.00	AAA	Aaa	05/06/25	05/14/25	539,920.51	4.28	963.00	539,922.93	542,837.16
Security Type Sub-Total		8,620,000.00					8,618,946.03	4.80	19,346.35	8,619,210.22	8,692,353.94
Managed Account Sub-Total		338,879,872.20					335,938,413.07	3.51	2,189,646.96	337,404,678.63	336,689,445.84
Securities Sub-Total		\$338,879,872.20					\$335,938,413.07	3.51%	\$2,189,646.96	\$337,404,678.63	\$336,689,445.84
Accrued Interest											\$2,189,646.96
Total Investments											\$338,879,092.80

Managed Account Security Transactions & Interest

For the Month Ending **June 30, 2025**

CALIFORNIA JOINT POWERS INSURANCE AUTH

Transaction Type		Security Description	CUSIP	Par	Principal	Accrued	Total	Realized G/L	Realized G/L	Sale	
Trade	Settle				Proceeds	Interest		Cost	Amort Cost		Method
BUY											
06/03/25	06/11/25	HART 2025-B A3 DTD 06/11/2025 4.360% 12/17/2029	44935XAD7	805,000.00	(804,927.31)	0.00	(804,927.31)				
06/04/25	06/05/25	US TREASURY N/B DTD 05/15/2025 4.250% 05/15/2035	91282CNC1	2,500,000.00	(2,473,242.19)	(6,063.18)	(2,479,305.37)				
06/04/25	06/05/25	US TREASURY N/B DTD 05/31/2023 3.750% 05/31/2030	91282CHF1	5,600,000.00	(5,544,656.25)	(2,868.85)	(5,547,525.10)				
06/26/25	06/27/25	NATIONAL SECS CLEARING (CALLABLE) DTD 05/20/2025 4.700% 05/20/2030	637639AQ8	500,000.00	(508,390.00)	(2,415.28)	(510,805.28)				
06/26/25	06/27/25	NATIONAL SECS CLEARING (CALLABLE) DTD 05/20/2025 4.700% 05/20/2030	637639AQ8	4,400,000.00	(4,473,436.00)	(21,254.44)	(4,494,690.44)				
06/26/25	06/27/25	ASTRAZENECA FINANCE LLC (CALLABLE) DTD 02/26/2024 4.850% 02/26/2029	04636NAL7	2,450,000.00	(2,504,488.00)	(39,938.40)	(2,544,426.40)				
06/27/25	06/30/25	KENVUE INC (CALLABLE) DTD 10/17/2023 5.050% 03/22/2028	49177JAF9	1,800,000.00	(1,842,498.00)	(24,745.00)	(1,867,243.00)				

Transaction Type Sub-Total	18,055,000.00	(18,151,637.75)	(97,285.15)	(18,248,922.90)
-----------------------------------	----------------------	------------------------	--------------------	------------------------

INTEREST										
06/01/25	06/01/25	MASTERCARD INC (CALLABLE) DTD 05/31/2019 2.950% 06/01/2029	57636OAM6		0.00	36,875.00	36,875.00			
06/01/25	06/25/25	FHMS K506 A2 DTD 09/01/2023 4.650% 08/01/2028	3137HAMH6		0.00	11,625.00	11,625.00			
06/01/25	06/25/25	FHMS K507 A2 DTD 09/01/2023 4.800% 09/01/2028	3137HAMS2		0.00	12,000.00	12,000.00			
06/01/25	06/25/25	FHMS K066 A2 DTD 08/01/2017 3.117% 06/01/2027	3137F2LJ3		0.00	7,104.16	7,104.16			
06/01/25	06/25/25	FNA 2023-M6 A2 DTD 07/01/2023 4.190% 07/01/2028	3136BQDE6		0.00	9,672.14	9,672.14			
06/01/25	06/25/25	FHMS K533 A2 DTD 01/01/2025 4.230% 12/01/2029	3137HHW23		0.00	7,014.75	7,014.75			
06/01/25	06/25/25	FHMS K511 A2 DTD 12/01/2023 4.860% 10/01/2028	3137HB3G7		0.00	7,067.25	7,067.25			
06/01/25	06/25/25	FHMS K522 A2 DTD 06/01/2024 4.803% 05/01/2029	3137HDJJ0		0.00	12,808.00	12,808.00			

Managed Account Security Transactions & Interest

For the Month Ending **June 30, 2025**

CALIFORNIA JOINT POWERS INSURANCE AUTH

Transaction Type	Trade	Settle	Security Description	CUSIP	Par	Principal Proceeds	Accrued Interest	Total	Realized G/L Cost	Realized G/L Amort Cost	Sale Method
INTEREST											
	06/01/25	06/25/25	FHMS KJ47 A1 DTD 09/01/2023 5.272% 08/01/2028	3137HAMN3		0.00	6,930.98	6,930.98			
	06/01/25	06/25/25	FHMS K517 A2 DTD 03/01/2024 5.355% 01/01/2029	3137HC2C5		0.00	11,981.81	11,981.81			
	06/01/25	06/25/25	FHMS K510 A2 DTD 11/01/2023 5.069% 10/01/2028	3137HB3D4		0.00	5,069.00	5,069.00			
	06/01/25	06/25/25	FHMS KJ46 A1 DTD 07/01/2023 4.777% 06/01/2028	3137HAD45		0.00	9,138.41	9,138.41			
	06/01/25	06/25/25	FHMS K518 A2 DTD 03/01/2024 5.400% 01/01/2029	3137HC2L5		0.00	9,765.00	9,765.00			
	06/01/25	06/25/25	FHMS K506 A1 DTD 09/01/2023 4.650% 05/01/2028	3137HAMG8		0.00	5,713.69	5,713.69			
	06/01/25	06/25/25	FHMS K507 A1 DTD 09/01/2023 4.800% 04/01/2028	3137HAMR4		0.00	10,874.88	10,874.88			
	06/01/25	06/25/25	FHMS K524 A2 DTD 07/01/2024 4.720% 05/01/2029	3137HDV56		0.00	10,403.67	10,403.67			
	06/01/25	06/25/25	FHMS K065 A2 DTD 07/01/2017 3.243% 04/01/2027	3137F1G44		0.00	4,756.40	4,756.40			
	06/01/25	06/25/25	FHMS K528 A2 DTD 09/01/2024 4.508% 07/01/2029	3137HFNZ4		0.00	4,226.25	4,226.25			
	06/01/25	06/25/25	FHMS K530 A2 DTD 11/01/2024 4.792% 09/01/2029	3137HHJL6		0.00	12,918.43	12,918.43			
	06/01/25	06/25/25	FHMS K520 A2 DTD 04/01/2024 5.180% 03/01/2029	3137HCKV3		0.00	7,338.33	7,338.33			
	06/01/25	06/25/25	FHMS K509 A2 DTD 10/01/2023 4.850% 09/01/2028	3137HAST4		0.00	9,558.54	9,558.54			
	06/01/25	06/25/25	FHMS K508 A2 DTD 10/01/2023 4.740% 08/01/2028	3137HAQ74		0.00	12,442.50	12,442.50			
	06/01/25	06/25/25	FHMS K505 A2 DTD 07/01/2023 4.819% 06/01/2028	3137HACX2		0.00	12,047.50	12,047.50			
	06/01/25	06/25/25	FHMS K064 A2 DTD 05/01/2017 3.224% 03/01/2027	3137BXQY1		0.00	8,328.67	8,328.67			
	06/01/25	06/25/25	FHMS K512 A2 DTD 12/01/2023 5.000% 11/01/2028	3137HBCF9		0.00	6,583.33	6,583.33			

Managed Account Security Transactions & Interest

For the Month Ending **June 30, 2025**

CALIFORNIA JOINT POWERS INSURANCE AUTH

Transaction Type		Security Description	CUSIP	Par	Principal	Accrued	Total	Realized G/L	Realized G/L	Sale
Trade	Settle				Proceeds	Interest		Cost	Amort Cost	Method
INTEREST										
06/01/25	06/25/25	FHMS K061 A2	3137BTUM1		0.00	5,785.85	5,785.85			
		DTD 01/01/2017 3.347% 11/01/2026								
06/01/25	06/25/25	FHMS K529 A2	3137HH6C0		0.00	7,505.90	7,505.90			
		DTD 10/01/2024 4.791% 09/01/2029								
06/01/25	06/25/25	FHMS K513 A2	3137HBFY5		0.00	7,046.63	7,046.63			
		DTD 01/01/2024 4.724% 12/01/2028								
06/01/25	06/25/25	FHMS K515 A2	3137HBPD0		0.00	13,725.00	13,725.00			
		DTD 02/01/2024 5.400% 01/01/2029								
06/01/25	06/25/25	FHMS K514 A2	3137HBLV4		0.00	6,858.00	6,858.00			
		DTD 02/01/2024 4.572% 12/01/2028								
06/02/25	06/02/25	MONEY MARKET FUND	MONEY0002		0.00	1,089.38	1,089.38			
		DTD 01/01/2010 0.000% --								
06/08/25	06/08/25	JP MORGAN CHASE BANK NA	48125LRU8		0.00	95,429.25	95,429.25			
		(CALLABLE)								
		DTD 12/08/2023 5.110% 12/08/2026								
06/08/25	06/08/25	CCCIT 2023-A1 A1	17305EGW9		0.00	17,651.25	17,651.25			
		DTD 12/11/2023 5.230% 12/08/2027								
06/15/25	06/15/25	CHAIT 2024-A1 A	161571HV9		0.00	10,829.17	10,829.17			
		DTD 01/31/2024 4.600% 01/16/2029								
06/15/25	06/15/25	TAOT 2023-D A3	89239FAD4		0.00	2,077.50	2,077.50			
		DTD 11/14/2023 5.540% 08/15/2028								
06/15/25	06/15/25	KCOT 2025-1A A3	50117FAC5		0.00	4,903.50	4,903.50			
		DTD 02/19/2025 4.670% 06/15/2029								
06/15/25	06/15/25	HART 2023-C A3	44918CAD4		0.00	3,070.08	3,070.08			
		DTD 11/13/2023 5.540% 10/16/2028								
06/15/25	06/15/25	BACCT 2023-A2 A2	05522RDH8		0.00	4,585.75	4,585.75			
		DTD 12/14/2023 4.980% 11/15/2028								
06/16/25	06/16/25	GMCAR 2025-2 A3	362549AD9		0.00	2,054.40	2,054.40			
		DTD 05/14/2025 4.280% 04/16/2030								
06/16/25	06/16/25	GMCAR 2024-1 A3	36268GAD7		0.00	1,192.29	1,192.29			
		DTD 01/17/2024 4.850% 12/18/2028								
06/30/25	06/30/25	US TREASURY N/B	91282CBB6		0.00	6,250.00	6,250.00			
		DTD 12/31/2020 0.625% 12/31/2027								

Managed Account Security Transactions & Interest

For the Month Ending **June 30, 2025**

CALIFORNIA JOINT POWERS INSURANCE AUTH

Transaction Type		Security Description	CUSIP	Par	Principal Proceeds	Accrued Interest	Total	Realized G/L Cost	Realized G/L Amort Cost	Sale Method
Trade	Settle									
INTEREST										
06/30/25	06/30/25	US TREASURY N/B DTD 12/31/2020 0.375% 12/31/2025	91282CBC4		0.00	23,184.38	23,184.38			
06/30/25	06/30/25	US TREASURY N/B DTD 01/03/2023 3.875% 12/31/2029	91282CGB1		0.00	55,218.75	55,218.75			
06/30/25	06/30/25	US TREASURY N/B DTD 07/01/2024 4.250% 06/30/2031	91282CKW0		0.00	39,631.25	39,631.25			

Transaction Type Sub-Total					0.00	560,332.02	560,332.02			
-----------------------------------	--	--	--	--	-------------	-------------------	-------------------	--	--	--

PAYDOWNS										
06/01/25	06/25/25	FHMS K507 A1 DTD 09/01/2023 4.800% 04/01/2028	3137HAMR4	13,397.60	13,397.60	0.00	13,397.60	210.25	141.54	
06/01/25	06/25/25	FHMS K061 A2 DTD 01/01/2017 3.347% 11/01/2026	3137BTUM1	4,226.69	4,226.69	0.00	4,226.69	130.10	55.10	
06/01/25	06/25/25	FHMS KJ47 A1 DTD 09/01/2023 5.272% 08/01/2028	3137HAMN3	3,618.24	3,618.24	0.00	3,618.24	0.01	0.01	
06/01/25	06/25/25	FHMS K506 A1 DTD 09/01/2023 4.650% 05/01/2028	3137HAMG8	1,644.44	1,644.44	0.00	1,644.44	24.59	16.31	
06/01/25	06/25/25	FNA 2023-M6 A2 DTD 07/01/2023 4.190% 07/01/2028	3136BQDE6	170.16	170.16	0.00	170.16	2.88	1.82	
06/01/25	06/25/25	FHMS KJ46 A1 DTD 07/01/2023 4.777% 06/01/2028	3137HAD45	1,970.60	1,970.60	0.00	1,970.60	0.05	0.03	

Transaction Type Sub-Total				25,027.73	25,027.73	0.00	25,027.73	367.88	214.81	
-----------------------------------	--	--	--	------------------	------------------	-------------	------------------	---------------	---------------	--

SELL										
06/04/25	06/05/25	FREDDIE MAC DTD 09/25/2020 0.375% 09/23/2025	3137EAEX3	4,000,000.00	3,952,440.00	3,000.00	3,955,440.00	(35,520.00)	(46,836.80)	FIFO
06/04/25	06/05/25	US TREASURY N/B DTD 09/30/2020 0.250% 09/30/2025	91282CAM3	3,100,000.00	3,060,644.53	1,397.54	3,062,042.07	28,820.31	(33,903.27)	FIFO
06/04/25	06/05/25	US TREASURY N/B DTD 09/30/2020 0.250% 09/30/2025	91282CAM3	430,000.00	424,541.02	193.85	424,734.87	1,881.25	(4,874.36)	FIFO
06/04/25	06/09/25	US TREASURY N/B DTD 05/15/2017 2.375% 05/15/2027	912828X88	780,000.00	758,184.38	1,258.49	759,442.87	29,707.04	509.81	FIFO

Managed Account Security Transactions & Interest

For the Month Ending **June 30, 2025**

CALIFORNIA JOINT POWERS INSURANCE AUTH

Transaction Type		Security Description	CUSIP	Par	Principal Proceeds	Accrued Interest	Total	Realized G/L Cost	Realized G/L Amort Cost	Sale Method
Trade	Settle									
SELL										
06/26/25	06/27/25	US TREASURY N/B DTD 05/31/2023 3.750% 05/31/2030	91282CHF1	595,000.00	593,535.74	1,646.00	595,181.74	7,507.22	4,986.46	FIFO
06/26/25	06/27/25	US TREASURY N/B DTD 05/31/2023 3.750% 05/31/2030	91282CHF1	4,430,000.00	4,419,098.05	12,255.13	4,431,353.18	32,878.91	32,392.01	FIFO
06/26/25	06/27/25	US TREASURY N/B DTD 12/31/2020 0.375% 12/31/2025	91282CBC4	2,200,000.00	2,157,890.63	4,056.63	2,161,947.26	(35,664.06)	(41,446.77)	FIFO
06/27/25	06/30/25	US TREASURY N/B DTD 05/01/2023 3.500% 04/30/2028	91282CHA2	1,745,000.00	1,734,161.91	10,123.85	1,744,285.76	(4,089.85)	(7,013.10)	FIFO
Transaction Type Sub-Total				17,280,000.00	17,100,496.26	33,931.49	17,134,427.75	25,520.82	(96,186.02)	
Managed Account Sub-Total					(1,026,113.76)	496,978.36	(529,135.40)	25,888.70	(95,971.21)	
Total Security Transactions					(1,026,113.76)	496,978.36	(529,135.40)	25,888.70	(95,971.21)	

CALIFORNIA JPIA

AGENDA REPORT

To: EXECUTIVE COMMITTEE

From: Alexander Smith, Chief Executive Officer

Date: July 23, 2025

Subject: Publicly Available Salary and Pay Schedule

The Authority contracts with the California Public Employees' Retirement System (CalPERS) to provide retirement benefits for its employees. California Code of Regulations, Title 2, Section 570.5 requires governing bodies of local agencies contracting with CalPERS to approve and adopt a publicly available pay schedule in accordance with public meeting laws. Additionally, Title 2, Section 570.5 requires the following:

- 1) Identifies the position title for every employee position;
- 2) Shows the pay rate for each identified position, which may be stated as a single amount or as multiple amounts within a range;
- 3) Indicates the time base, including, but not limited to, whether the time base is hourly, daily, bi-weekly, monthly, bi-monthly, or annually;
- 4) Is posted at the office of the employer or immediately accessible and available for public review from the employer during normal business hours or posted on the employer's internet website;
- 5) Indicates an effective date and date of any revisions;
- 6) Is retained by the employer and available for public inspection for not less than five years; and
- 7) Does not reference another document in lieu of disclosing the pay rate.

These CalPERS requirements are intended to enhance the disclosure and transparency of public compensation by requiring that the pay rates be listed on a single pay schedule or a single document.

The Authority's Salary and Pay Schedule contained in Exhibit "A" reflects the following changes (a) salary range change for the Facilities Specialist classification effective April 28, 2025, (b) salary range change for the Insurance Program Manager classification, effective July 1, 2025, (c) the agreed upon cost-of-living increase for all classifications as determined by the meet and confer process effective July 1, 2025, (d) a reclassification of one of the Administrative Assistant positions to Administrative Analyst, and (e) a reclassification of one of the Administrative Analyst positions to Management Analyst.

Recommended Action

It is recommended that the Executive Committee approve and adopt the Authority's Salary and Pay Schedule effective July 1, 2025.

California JPIA

RESOLUTION NO. 25-01

A RESOLUTION OF THE EXECUTIVE COMMITTEE OF THE BOARD OF DIRECTORS OF THE CALIFORNIA JOINT POWERS INSURANCE AUTHORITY, STATE OF CALIFORNIA, APPROVING AND ADOPTING A PUBLICLY AVAILABLE SALARY AND PAY SCHEDULE AS REQUIRED BY THE CALIFORNIA PUBLIC EMPLOYEES' RETIREMENT SYSTEM

WHEREAS, the California Joint Powers Insurance Authority ("Authority") contracts with the California Public Employees' Retirement System ("CalPERS") to provide retirement benefits for its employees; and

WHEREAS, California Code of Regulations, Title 2, Section 570.5 requires governing bodies of local agencies contracting with CalPERS to approve and adopt a publicly available pay schedule in accordance with public meeting laws; and

WHEREAS, the pay schedule must identify each position by title, the individual pay rate amount or ranges for that position, and the time base upon which the amounts are based; and

WHEREAS, the pay schedule is posted at the office of the Authority and is immediately accessible and available for public review from the Authority during normal business hours and is posted on the Authority's website; and

WHEREAS, the Executive Committee of the Authority now desires to adopt a publicly available pay schedule in accordance with the requirements of California Code of Regulations, Title 2, Section 570.5.

NOW, THEREFORE, BE IT RESOLVED, that the Authority's Salary and Pay Schedule contained in Exhibit "A", attached hereto, and made a part hereof, is hereby approved and adopted in accordance with the requirements of California Code of Regulations, Title 2, Section 570.5.

BE IT FURTHER RESOLVED, that the Authority's Salary and Pay Schedule will be retained by the Authority and available for public inspection for not less than five years.

ADOPTED and APPROVED this 23rd day of July 2025.

Margaret Finlay, President

Attested: _____

Tom Chavez, Secretary



California JPIA Salary and Pay Schedule

Effective July 1, 2025 - June 30, 2026

Position	Bottom of Range (Monthly)	Top of Range (Monthly)
Chief Executive Officer	23,595	33,709
Chief Administrative Officer	16,294	23,277
Chief Financial Officer	16,294	23,277
Chief Operating Officer	16,294	23,277
Deputy Executive Officer	15,880	22,685
Assistant Executive Officer	15,819	22,599
Claims and Insurance Director	15,405	22,006
Employment Practices Manager	14,004	20,007
Administrative Services Director	13,577	19,398
Communications Director	13,577	19,398
Finance Director	13,577	19,398
Liability Program Manager	13,577	19,398
Risk Services Director	13,577	19,398
Workers' Compensation Program Manager	13,577	19,398
Insurance Programs Manager	11,375	16,250
Technology Projects Manager	10,907	15,581
Business Projects Manager	10,369	14,814
Human Resources Manager	10,369	14,814
Senior Risk Manager	10,369	14,814
Training Manager	10,369	14,814
Agency Clerk	9,193	13,134
Senior Accountant	9,193	13,134
Senior Training Specialist	9,193	13,134
Assistant to the CEO	8,081	11,545
Data Analyst	8,081	11,545
Data and Underwriting Analyst	8,081	11,545
Facilities Specialist	8,081	11,545
Management Analyst	8,081	11,545
Training Coordinator	7,346	10,495
Accountant	7,061	10,089
Administrative Analyst	7,061	10,089
Training Specialist	7,061	10,089
Accounting Specialist	5,781	8,261
Administrative Assistant	5,781	8,261
Maintenance Worker	5,225	7,464
Accounting Clerk	4,992	7,133
Intern	4,992	7,133
Office Assistant	4,992	7,133

**CALIFORNIA
JOINT POWERS INSURANCE AUTHORITY**

8081 Moody Street, La Palma, California 90623-2045
(800) 229-2343 FAX (562) 860-4992

RESOLUTION NO. 2025-07 WR

A RESOLUTION OF THE EXECUTIVE COMMITTEE OF
THE BOARD OF DIRECTORS OF THE
CALIFORNIA JOINT POWERS INSURANCE AUTHORITY
ALLOWING CERTAIN CLAIMS AND DEMANDS
IN THE TOTAL AMOUNT OF \$12,465,747.78

The Executive Committee of the CALIFORNIA JOINT POWERS INSURANCE AUTHORITY
does find and resolve as follows:

SECTION 1: The Treasurer or his designated representative, hereby certifies, and the
Chief Executive Officer hereby approves the accuracy of the demands set out in Exhibit A,
which is attached hereto and incorporated herein by this reference, and to the availability of
funds for payment thereof.

Jose Gomez, Treasurer

Alexander Smith, Chief Executive Officer

SECTION 2: The list of claims and demands on Exhibit A have been audited as required
by law and that the same are hereby allowed in the amount as hereafter set forth.

ADOPTED AND APPROVED the 23rd day of July 2025.

Margaret Finlay, President

I, Tom Chavez, do hereby certify that I am the duly appointed Secretary
of the CALIFORNIA JOINT POWERS INSURANCE AUTHORITY, and the foregoing is a true
and correct copy of Resolution No. 2025-07 WR adopted by the Executive Committee of said
Authority at a regular meeting thereof on the 23rd day of July and entered into the minutes
of said meeting.

DATED: July 23, 2025

Tom Chavez, Secretary

CALIFORNIA JOINT POWERS INSURANCE AUTHORITY

WARRANT REGISTER

From: 6/1/2025 To: 6/30/2025

CHECK NUMBER	PAYEE	AMOUNT	DESCRIPTION
DISBURSEMENT			
25327	City of Atascadero	\$7,124.04	Cordico reimbursement
25328	Atkinson, Andelson, Loya, Rudd & Romo	\$1,362.50	Employment law resource
25329	City of Calexico	\$41,864.00	2024-25 Excess Pool distribution
25330	Citi Cards	\$1,061.60	Office refreshments
25331	Collabware	\$2,000.00	Collabspace service
25332	CPS HR Consulting	\$29,700.00	Self produced content
25333	Gibbons & Conley	\$2,121.75	Legal service, 4/25
25334	Hispanic Arborist Association	\$3,000.00	Chainsaw workshop, 4/25/25, Santa Clarita
25335	City of La Mesa	\$189,727.00	2024-25 Excess Pool distribution
25336	NATEC International, Inc.	\$4,559.80	Asbestos Cement Pipe workshops, 5/29/25, Seal Beach, 5/15/25, Paso Robles
25337	City of Pico Rivera	\$112,075.00	2024-25 Excess Pool distribution
25338	Protelligent	\$3,116.50	License & renewals and Tech support, 3/25
25339	Red Brick Consulting, Inc.	\$12,900.00	Big Sur building design
25340	Rodriguez Landscape Maintenance, Inc.	\$20,300.00	Tree removal and replacement
25341	Sedgwick Claims Management Services Inc.	\$19,724.76	Risk Tech program, 3/25, Stanton, Lemon Grove, Moorpark, Palm Desert, Fountain Valley; Risk Management Evaluations, 3/25, Big Bear Fire Authority; Respiratory workshop, 3/26/25, Stanton; Mandated Reporter workshops, 3/26/25 and 3/27/25, Paso Robles, 3/31/25, South El Monte
25342	The Standard Insurance Company	\$7,478.35	AD&D, LIFE, LTD & STD, 6/25
25343	City of Victorville	\$79,234.00	2024-25 Excess Pool distribution
25344	Vision Service Plan - Ca	\$1,336.32	Vision premium, 6/25
25345	Wex Bank	\$759.02	Authority vehicles' fuel, 5/25
25346	Xerox Corporation	\$1,503.00	Records scanning project
25347	City of Irwindale	\$2,100.00	Supervisors Essential Skills workshops, 4/3/25 and 5/1/25
25348	City of La Canada Flintridge	\$1,320.00	Supervisors Essential Skills workshops, 4/17/25 and 5/15/25
25349	City of Lake Forest	\$2,220.00	Supervisors Essential Skills workshops, 4/10/25 and 5/8/25
25350	ACS Billing Service	\$2,514.67	Water service, 3/4/25 - 5/5/25; Sanitation service, 5/25
25351	City of Alhambra	\$2,080.00	Refreshments for training workshops, 5/25
25352	City of Aliso Viejo	\$850.00	Refreshments for training workshops, 5/25
25353	Town of Apple Valley	\$4,480.00	Refreshments for training workshops, 4/23/25 - 5/22/25
25354	City of Arroyo Grande	\$810.00	Refreshments for training workshops, 4/4/25 - 5/28/25
25355	City of Artesia	\$120.00	Refreshments for training workshop, 4/29/25
25356	City of Azusa	\$720.00	Refreshments for training workshop, 4/23/25
25357	City of Bell Gardens	\$1,565.00	Refreshments for training workshops, 4/10/25 - 5/15/25
25358	City of Bellflower	\$1,405.00	Refreshments for training workshops, 4/14/25 - 4/24/25
25359	Big Bear City Community Services District	\$320.00	Refreshments for training workshops, 5/25
25360	City of Big Bear Lake	\$540.00	Refreshments for training workshops, 4/10/25 - 5/1/25
25361	City of Brawley	\$375.00	Refreshments for training workshops, 4/23/25 - 5/15/25
25362	City of Calabasas	\$250.00	Refreshments for training workshops, 4/24/25 - 5/22/25
25363	City of Camarillo	\$605.00	Refreshments for training workshops, 4/15/25 - 5/13/25
25364	City of Carpinteria	\$250.00	Refreshments for training workshop, 5/1/25
25365	City of Cerritos	\$360.00	Refreshments for training workshop, 5/2/25
25366	City of Chino Hills	\$2,010.00	Refreshments for training workshops, 4/16/25 - 5/30/25
25367	City of Claremont	\$350.00	Refreshments for training workshop, 5/28/25
25368	City of Diamond Bar	\$990.00	Refreshments for training workshops, 5/25
25369	City of Fillmore	\$50.00	Refreshments for training workshop, 5/19/25
25370	City of Fountain Valley	\$2,480.00	Refreshments for training workshops, 4/23/25 - 5/29/25
25371	City of Goleta	\$540.00	Refreshments for training workshop, 5/12/25
25372	City of Grover Beach	\$540.00	Refreshments for training workshops, 5/5/25 and 5/6/25
25373	City of Hawaiian Gardens	\$65.00	Refreshments for training workshop, 5/27/25
25374	City of Hermosa Beach	\$100.00	Refreshments for training workshop, 5/13/25
25375	City of Imperial	\$3,000.00	Refreshments for training workshops, 4/28/25 - 5/14/25
25376	City of Indian Wells	\$120.00	Refreshments for training workshop, 5/19/25
25377	City of Irwindale	\$690.00	Refreshments for training workshops, 5/6/25 - 5/13/25
25378	City of La Mirada	\$1,055.00	Refreshments for training workshops, 4/23/25 - 5/23/25
25379	City of La Puente	\$1,200.00	Refreshments for training workshops, 4/24/25 - 5/17/25

CALIFORNIA JOINT POWERS INSURANCE AUTHORITY
WARRANT REGISTER
From: 6/1/2025 To: 6/30/2025

CHECK NUMBER	PAYEE	AMOUNT	DESCRIPTION
25380	City of La Quinta	\$560.00	Refreshments for training workshops, 4/11/25 - 5/29/25
25381	City of Lake Elsinore	\$430.00	Refreshments for training workshops, 4/25
25382	City of Lake Forest	\$630.00	Refreshments for training workshop, 5/31/25
25383	City of Lakewood	\$785.00	Refreshments for training workshops, 5/25
25384	City of Lawndale	\$550.00	Refreshments for training workshops, 4/29/25 - 5/14/25
25385	City of Lemon Grove	\$235.00	Refreshments for training workshops, 7/24 and 2/25
25386	City of Loma Linda	\$260.00	Refreshments for training workshops, 4/15/25 - 5/6/25
25387	City of Lomita	\$540.00	Refreshments for training workshops, 4/5/25 - 5/21/25
25388	City of Mission Viejo	\$1,095.00	Refreshments for training workshops, 4/25/25 - 5/29/25
25389	City of Norwalk	\$2,735.00	Refreshments for training workshops, 4/10/25 - 5/27/25
25390	Orange County Fire Authority	\$538.00	Building occupancy permit 2025
25391	City of Palm Desert	\$1,780.00	Refreshments for training workshops, 4/30/25 - 5/21/25
25392	City of Paramount	\$1,825.00	Refreshments for training workshops, 4/23/25 - 5/6/25
25393	City of Paso Robles	\$380.00	Refreshments for training workshop, 5/7/25
25394	City of Pismo Beach	\$1,295.00	Refreshments for training workshops, 4/15/25 - 5/8/25
25395	City of Poway	\$770.00	Refreshments for training workshops, 5/6/25 - 5/7/25
25396	City of Rosemead	\$1,210.00	Refreshments for training workshops, 5/3/25 - 5/15/25
25397	Rossmoor CSD	\$100.00	Refreshments for training workshops, 5/2/25 - 5/16/25
25398	City of San Clemente	\$500.00	Refreshments for training workshops, 4/22/25 - 5/12/25
25399	City of San Dimas	\$450.00	Refreshments for training workshops, 5/3/25 - 5/7/25
25400	City of San Gabriel	\$1,170.00	Refreshments for training workshops, 5/14/25 - 5/27/25
25401	City of San Marcos	\$985.00	Refreshments for training workshops, 4/10/25 - 5/15/25
25402	City of Santa Clarita	\$2,015.00	Refreshments for training workshops, 4/5/25 - 5/28/25
25403	City of Santa Fe Springs	\$2,010.00	Refreshments for training workshops, 3/8/25 - 5/31/25
25404	City of Signal Hill	\$50.00	Refreshments for training workshop, 4/17/25
25405	City of Solvang	\$1,740.00	Refreshments for training workshops, 4/14/25 - 5/6/25
25406	City of South El Monte	\$2,250.00	Refreshments for training workshops, 3/24/25 - 4/23/25
25407	Southern California Edison Company	\$3,116.88	Electricity charge, 5/25
25408	Southern California Gas Company	\$55.08	Gas charge, 5/25
25409	City of Stanton	\$510.00	Refreshments for training workshop, 5/22/25
25410	City of Temple City	\$65.00	Refreshments for training workshop, 4/24/25
25411	City of Walnut	\$1,685.00	Refreshments for training workshops, 5/25
Multiple	Participating LTF Committee Members	\$3,000.00	LTF Oversight Committee meeting, 6/11/25
Multiple	Retired California JPIA employees	\$13,814.40	Medicare part B premium reimbursement, April - June 2025
25415	CPS HR Consulting	\$21,168.00	Self produced content
25418	Glasby Maintenance Supply Company	\$493.55	Custodial supplies
25422	Master Janitorial Service, LLC	\$2,300.00	Janitorial service, 6/25
25428	Tripepi, Smith & Associates, Inc.	\$3,315.83	Marketing videos
25430	BNI Building News	\$3,721.63	Training materials, 2024 Watchbook
25431	City of Bradbury	\$3,919.38	2025-26 TIV property refund
25432	Civica Law Group, APC	\$751.20	Legal service, 4/25 and 5/25
25433	Collins + Collins, LLP	\$175.00	Consultation and indemnity review, 5/25
25434	CPS HR Consulting	\$39,900.00	Self produced content
25435	Davco Electric	\$9,753.00	LED lights retrofitting
25436	DLS Group	\$371.44	Office supplies
25437	Gibbons & Conley	\$3,915.56	Legal service, 5/25
25438	Gunn Coble LLP	\$3,000.00	Human Resources Academy, 4/29/25 - 5/1/25, Huntington Beach, instructor fee
25439	Hart Mechanical Inc.	\$1,650.00	HVAC maintenance
25440	City of Irwindale	\$1,050.00	Supervisors Essential Skills workshop, 6/5/25
25441	City of La Canada Flintridge	\$660.00	Supervisors Essential Skills workshop, 6/19/25
25442	City of Lake Forest	\$1,110.00	Supervisors Essential Skills workshop, 6/12/25
25443	Master Janitorial Service, LLC	\$2,300.00	Janitorial service, 6/25
25444	NATEC International, Inc.	\$2,390.00	Asbestos Cement Pipe workshop, 5/21/25, Big Bear Lake
25445	Playsafe, LLC	\$7,326.00	Playground Safety workshops, 4/24/25, Temple City, 6/11/25, South El Monte, 6/4/25, Seaside
25446	Praesidium	\$3,500.00	Leadership presentation, 6/24/25
25447	Protelligent	\$1,113.74	APC power supply

CALIFORNIA JOINT POWERS INSURANCE AUTHORITY

WARRANT REGISTER

From: 6/1/2025 To: 6/30/2025

CHECK NUMBER	PAYEE	AMOUNT	DESCRIPTION
25448	QDoxs	\$280.58	Xerox printer meter
25449	City of San Marino	\$475.00	Refreshments for training workshop, 6/3/25
25450	Tripepi, Smith & Associates, Inc.	\$11,962.13	Monthly retainer, 6/25
20250612	American Express	\$236,334.89	Business expenses
EFT1010757	MissionSquare Retirement - 303081	\$22,979.54	Deferred compensation, 05/17/25 - 5/30/25
EFT1010758	34th Street, Inc.	\$1,950.00	Alhambra training, 4/23/25
EFT1010759	U.S. Bank N.A. Minnesota	\$1,448.06	PARS contribution, 05/17/25 - 5/30/25
EFT1010760	Health and Human Resource Center, Inc.	\$57.42	Employee assistance premium, 6/25
EFT1010761	Steven F. Albrecht	\$5,400.00	Encountering the Homeless workshop, 5/1/25, Azusa; Stress Management workshop, 5/1/25, Paramount; Mandated Reporter workshops, 5/16/25, Rossmoor CSD, 5/29/25, Aliso Viejo; Substance Abuse workshops, 4/17/25, Paramount, 5/21/25 and 5/28/25, Fountain Valley; Workplace Violence Prevention workshop, 4/10/25, Stanton
EFT1010762	Arduur Group, Inc.	\$6,122.25	Land movement toolkit, 4/25
EFT1010763	BSI American Professional Services	\$5,990.83	Risk Tech, 3/25
EFT1010764	Burke, Williams & Sorensen	\$79,848.81	Legal service, 3/25 and 4/25; Curriculum development; Employment Hotline, 2/25; Public Safety Academy, 3/11/25 - 3/13/25, speaker fees; Human Resource Academy, 5/1/25, speaker fees; EPL handbook development
EFT1010765	Citrin Cooperman Advisors LLC	\$60,311.90	Copilot training, 4/25; CRM, HR integration; CRM support, 3/25
EFT1010766	Cybereason Inc.	\$1,800.00	Cyber incident coaching
EFT1010767	Delta Dental	\$5,299.21	Delta premium, 6/25
EFT1010768	D. Renee Christensen, Inc	\$17,946.65	Supervisor Essential Skills workshops, 5/1/25, Irwindale, 5/8/25, Lake Forest, 5/15/25, La Canada Flintridge
EFT1010769	Embark Safety	\$10,334.60	Driver monitoring, 4/25 and 5/25
EFT1010770	Scott J. Grossberg, APC	\$4,440.05	Curriculum development, Aquatics Center workshop, 5/17/25, El Centro
EFT1010771	Harbinger Horizon	\$20,463.08	Workplace Harassment Prevention workshops, 5/5/25 and 5/7/25, Santa Fe Springs, 5/9/25, Norwalk, 5/10/25, Apple Valley, 5/12/25, Alhambra, 5/14/25, Lawndale, 5/6/25 and 5/13/25, Irwindale, 5/19/25, Alhambra, 5/20/25, Santa Fe Springs, 5/23/25, La Mirada
EFT1010772	JW Software	\$20,085.00	FileHandler license, 5/25, 6/25 & 7/25
EFT1010773	Marcella Marlowe	\$5,209.00	HR Series: Recruitment workshop, 5/28/25, California JPIA: Roles and responsibilities consulting service, 5/25; Human Resource Academy, 5/1/25, speaker fees
EFT1010774	Eduardo A. Montez	\$7,216.40	Pepper Spray Defense workshops, 5/23/25, Needles; 5/9/25 and 5/12/25, San Clemente
EFT1010775	OC CPR Training	\$109,865.89	CPR/AED/First-Aid workshops, 5/5/25 and 5/6/25, Bell Gardens, 5/5/25 and 5/6/25, Grover Beach, 5/7/25, Diamond Bar, 5/7/25 and 5/8/25, Pismo Beach, 5/10/25, Diamond Bar, 4/25/25 and 5/10/25, Santa Fe Springs, 5/12/25, Goleta, 5/14/25, San Gabriel, 5/14/25, Walnut, 4/21/25, South El Monte, 4/22/25 and 4/23/25, Santa Clarita, 4/23/25, Azusa, 4/24/25, La Puente, 4/24/25, Lawndale, 4/25/25, Mission Viejo, 4/26/25, La Mirada, 4/26/25, Norwalk
EFT1010776	OSTS, Inc	\$127,985.36	Audiometric Testing workshop, 4/10/25, San Luis Obispo; Backhoe Evaluations, 4/22/25, Hermosa Beach; Big 4 workshops, 5/8/25, Bell Gardens; 5/7/25, Paso Robles, 5/7/25 and 5/8/25, Alhambra, 5/6/25, Solvang; Chainsaw Safety workshops, 5/6/25, Solvang, 4/22/25, San Clemente; Confined Space Entry workshop, 5/12/25, Alhambra; Driver Safety workshop, 4/3/25, San Clemente; Environmental Safety workshop, 4/4/25, Rossmoor CSD; Fall Protection workshop, 5/15/25, Bell Gardens; Forklift Operator Safety workshop, 5/19/25, Fillmore; Front End Loader Operator Safety workshop, 4/22/25, Hermosa Beach; Hazwoper First Responder workshops, 4/30/25 and 5/1/25, Solvang; Heat Illness workshops, 5/7/25, Bell Gardens, 5/8/25, Paso Robles; Lockout Tagout workshops, 4/15/25, Hermosa Beach, 5/8/25, West Covina; NFPA 70e Arc Flash workshop, 4/15/25, Hermosa Beach
EFT1010777	International Academy of Public Safety	\$9,400.00	Executive coaching, Imperial
EFT1010778	Safety Time	\$10,636.31	Emergency Prep and Fire Extinguisher workshops, 5/7/25 and 5/8/25, Lakewood, 5/8/25, Solvang, 5/15/25, San Marcos
EFT1010779	Charles Schwab	\$773.49	401A plan contribution, 6/4/25
EFT1010780	Triden Group Corporation	\$18,253.00	Cyber assessment, San Clemente and Azusa
EFT1010781	United Site Services of California, Inc.	\$187.44	Big Sur building power pole
Multiple	Executive Committee Members	\$19,410.65	Executive Committee meetings, 5/2/25 and 5/21/25; Executive Committee workshop, 5/1/25 – 5/3/25
EFT1010790	Safchub Inc.	\$61,138.36	Earthquake monitoring service
EFT1010795	Alliant Insurance Services	\$46,703.00	LTF excess insurance broker fee 2024, payment 3 of 3
EFT1010796	Bedford Falls Insurance Services, Inc.	\$118,125.00	2025 LTF excess broker fee
EFT1010797	Computer Science Corporation Tribridge Holdings LLC	\$137,950.25	LMS, DXC customizations
EFT1010798	Independent Consulting & Risk Management Services, LLC	\$4,000.00	Executive consulting, 4/25
EFT1010799	PARS	\$13,500.00	Retirement REP administration fee, 4/25; Actuarial study
EFT1010800	MissionSquare Retirement - 303081	\$23,133.44	Deferred compensation, 05/31/25 - 6/13/25
EFT1010801	U.S. Bank N.A. Minnesota	\$1,448.06	PARS contribution, 05/31/25 - 6/13/25
EFT1010802	City of Azusa	\$2,400.00	Deposited to Azusa Excess account
Multiple	Executive Committee Members	\$11,286.85	Executive Committee meeting, 6/11/25 and 6/25/25; Finance Officers Committee meeting, 6/12/25; Risk Managers Committee meeting, 6/26/25
EFT1010815	JW Software	\$980.00	Payables custom enhancement
Multiple	California JPIA Employees	\$872.87	Business travel expense reimbursement
EFT1010825	Charles Schwab	\$773.49	401A plan contribution, 6/18/25
EFT1010830	34th Street, Inc.	\$9,267.88	De-Escalation workshop, 5/1/25, Carpinteria; Successful Workplace Cultures workshop, 4/4/25, Arroyo Grande
EFT1010831	Bishop Consulting	\$6,240.00	Supervisor Essential Skills workshop reports, Irwindale, Lake Forest, La Canada Flintridge
EFT1010833	Citrin Cooperman Advisors LLC	\$8,723.87	Co-pilot training; CRM enhancements
EFT1010835	CSI Litigation Psychology LLC	\$13,839.89	April liability attorney training, speaker final

CALIFORNIA JOINT POWERS INSURANCE AUTHORITY

WARRANT REGISTER

From: 6/1/2025 To: 6/30/2025

CHECK NUMBER	PAYEE	AMOUNT	DESCRIPTION
EFT1010836	Cvent	\$1,475.94	LMS added registration; 2025 BOD meeting registrations
EFT1010837	Disability Access Consultants, LLC	\$7,800.00	ADA consulting, AL-3, 4/25, Artesia; AL-2, 5/25, AL-1, Solvang, 5/25
EFT1010838	D. Renee Christensen, Inc	\$3,817.28	Supervisor Essential Skills workshop, 4/10/25, Lake Forest
EFT1010839	Dychelon LLC	\$23,595.52	Customer Service workshop, 5/20/25, South El Monte; De-escalation workshop, 5/21/25, Palm Desert, 5/28/25 and 5/29/25, La Quinta; Generational Issues workshop, 5/22/25, Calabasas; Workplace Harassment Prevention workshop, 5/27/25, Camarillo; Culture Change and Leadership workshops, 5/19/25 and 5/30/25, Irwindale
EFT1010841	Andrea Ormonde	\$80,975.00	Functional mobility, 1/25 - 5/25
EFT1010843	Scott J. Grossberg, APC	\$2,675.32	Aquatics Center workshop, 6/5/25, South El Monte
EFT1010844	Intrinsic Environment, Health & Safety	\$11,370.03	Risk Tech, 1/25-3/25, West Covina, Claremont, Goleta, Arroyo Grande
EFT1010845	Juve Creative, Inc.	\$42,379.75	Website updates and maintenance; LMS support; Academy graphics, Conference campaign; 2025 RMEF graphic design; Marketing materials, 5/25
EFT1010848	Milliman	\$73,107.50	LTF actuarial study, 3/25; Cyber liability actuarial study, 4/25
EFT1010850	OC CPR Training	\$107,050.90	CPR/AED/First-Aid workshops, 5/19/25, Indian Wells, 5/19/25 - 5/22/25, Apple Valley, 5/28/25, Aliso Viejo, 6/11/25 - 6/13/25, Camarillo, 5/28/25 and 6/3/25 Claremont, 5/29/25 and 5/30/25, Chino Hills, 6/5/25, Calabasas, 5/29/25, Mission Viejo, 6/4/25, Rosemead, 6/6/25, Signal Hill, 6/7/25, Poway, 6/8/25, Moorpark, 6/10/25, Laguna Niguel, 6/13/25, Lemon Grove, 6/14/25, Norwalk, 6/14/25, South El Monte, 5/22/25, Stanton, 5/24/25, Santa Clarita, 5/27/25, San Gabriel, 6/2/25, 6/9/25 and 6/11/25 San Marino, 6/9/25, Santa Paula
EFT1010851	Paylocity	\$140.00	Monthly FSA administration fee
EFT1010853	PFM Asset Management LLC	\$17,428.47	Investment management, 5/25
EFT1010855	Public Sector Excellence	\$3,660.30	Managing & Resolving Conflict workshops, 5/21/25, Lakewood, 6/4/25, Seal Beach
EFT1010857	Safety Time	\$5,655.51	Emergency Prep and Fire Extinguisher workshop, 6/4/25, Big Bear City
EFT1010860	Triden Group Corporation	\$7,999.00	Cyber assessment, Azusa
EFT1010862	United Site Services of California, Inc.	\$187.44	Big Sur building power pole
EFT1010864	BSI American Professional Services	\$1,897.50	Risk Tech, 2/25
DISBURSEMENT TOTAL		\$2,414,106.96	
GENERAL			
20250630	Chase Bank	\$20,804.94	Business expenses
2921118	CalPERS	\$99,989.04	Medical premium, 6/25
2921958	CalPERS	\$24,834.09	PERS contribution, 5/17/25 - 5/30/25
2921959	CalPERS	\$13,305.95	PERS contribution, 5/17/25 - 5/30/25
2931648	CalPERS	\$24,861.31	PERS contribution, 5/31/25 - 6/13/25
2931649	CalPERS	\$13,305.95	PERS contribution, 5/31/25 - 6/13/25
2931650	CalPERS	\$81.65	PERS contribution, 5/31/25 - 6/13/25
GENERAL TOTAL		\$197,182.93	
IMPREST ACCOUNTS DISBURSMENT			
	California JPIA WC	\$2,103,892.06	WC claims reimbursement
	ACCT# XXX-XXX5168		Ck# 170305-172921
	California JPIA CCCSIF Workers	\$25,896.19	CCCSIF WC claims reimbursement
	ACCT# XXX-XXX5176		Ck# 2694-2747
	California JPIA Liability	\$5,406,031.03	Liability claims reimbursement
	ACCT# XXX-XXX3224		Ck# 10490-10978
	California JPIA Excess Liability	\$587,601.52	Excess Liability claims reimbursement
	ACCT# XXX-XXX9247		Ck# 1373-1399
	California JPIA Property	\$1,383,253.27	Property claims reimbursement
	ACCT# XXX-XXX5066		Ck# 8839-8872
	California JPIA Payroll	\$2,569.13	FSA reimbursement
	ACCT# XXX-XXX2794		Jun 1 2025-Jun 30 2025
	California JPIA Payroll	\$1,059.72	Paylocity service fee
	ACCT# XXX-XXX2794		Jun 1 2025-Jun 30 2025
	California JPIA Payroll	\$203,436.17	Payroll account reimbursement for pay period
	ACCT# XXX-XXX2794		Jun 1 2025-Jun 30 2025
	California JPIA Payroll	\$207,728.89	Payroll account reimbursement for pay period
	ACCT# XXX-XXX2794		Jun 1 2025-Jun 30 2025
	Voided - California JPIA Checks	(\$67,010.09)	All Imprest Account

CALIFORNIA JOINT POWERS INSURANCE AUTHORITY

WARRANT REGISTER

From: 6/1/2025 To: 6/30/2025

CHECK NUMBER	PAYEE	AMOUNT	DESCRIPTION
	IMPREST ACCOUNTS DISBURSMENT TOTAL	\$9,854,457.89	
	GRAND TOTAL	\$12,465,747.78	

In accordance with Article VII, of the Bylaws of the California Joint Powers Insurance Authority, the Chief Executive Officer hereby certifies to the accuracy of the demands and to the availability of funds for payment thereof.

Alexander Smith, Chief Executive Officer